

2023 POTTAWATOMIE COUNTY ASSESSOR'S OFFICE REPORT TO THE EXCISE BOARD

07/28/2023

City/Village								
DISTRICT	DESCRIPTION	PERSONAL PROPERTY	REAL PROPERTY	PUBLIC SERVICE	TOTAL VALUATION	HOMESTEAD EXEMPTIONS	OTHER EXEMPTIONS	NET VALUATION
T01	I1 OKC	25,358	462,269	108,071	595,698	17,000	0	578,698
T02	McLoud	1,076,392	12,707,578	1,349,971	15,133,941	452,000	818,170	13,863,771
T05	Dale	43,499	0	131,098	174,597	0	0	174,597
T09	Macomb	265,456	106,733	25,356	397,545	5,528	4,645	387,372
T10	Earlsboro	133,670	502,314	1,253,860	1,889,844	47,092	13,754	1,828,998
T11	Shawnee	40,117,978	183,325,323	12,882,369	236,325,670	4,781,830	4,044,445	227,499,395
T15	Tecumseh	1,733,428	20,494,793	1,824,958	24,053,179	1,026,067	405,425	22,621,687
T17	Bethel	731,937	17,678,219	2,205,378	20,615,534	688,254	1,289,855	18,637,425
T19	Asher	91,755	643,788	162,077	897,620	60,188	4,513	832,919
T20	Wanette	532,501	648,768	135,394	1,316,663	49,695	27,993	1,238,975
T21	Maud	90,626	1,132,621	322,877	1,546,124	125,303	7,148	1,413,673
T24	Tribbey	5,623	31,563	471,404	508,590	5,386	0	503,204
T26	St Louis	350,392	1,806,573	24,438	2,181,403	71,270	74,539	2,035,594
CITY/VILLAGE TOTAL VALUATION		45,198,615	239,540,542	20,897,251	305,636,408	7,329,613	6,690,487	291,616,308

County								
DISTRICT	DESCRIPTION	PERSONAL PROPERTY	REAL PROPERTY	PUBLIC SERVICE	TOTAL VALUATION	HOMESTEAD EXEMPTIONS	OTHER EXEMPTIONS	NET VALUATION
C001	Pottawatomie County Gene	64,295,719	393,270,242	57,742,121	515,308,082	13,423,839	13,390,886	488,493,357
COUNTY TOTAL VALUATION		64,295,719	393,270,242	57,742,121	515,308,082	13,423,839	13,390,886	488,493,357

School								
DISTRICT	DESCRIPTION	PERSONAL PROPERTY	REAL PROPERTY	PUBLIC SERVICE	TOTAL VALUATION	HOMESTEAD EXEMPTIONS	OTHER EXEMPTIONS	NET VALUATION
10	10-R N.Rock Ck	14,054,306	37,181,904	3,290,248	54,526,458	812,316	1,274,299	52,439,843
112	112-R Asher	625,729	3,744,502	1,493,527	5,863,758	222,945	48,536	5,592,277
115	115-R Wanette	2,523,702	9,061,113	2,967,409	14,552,224	375,692	255,519	13,921,013
117	117-R Maud	452,844	4,767,401	2,907,197	8,127,442	283,281	139,839	7,704,322
27	27-R Grove	1,464,684	55,501,522	1,089,287	58,055,493	1,180,000	2,264,606	54,610,887
29	29-R PI Grove	39,346	4,251,691	141,653	4,432,690	110,135	131,024	4,191,531
32	32-R S.Rock Ck	1,145,314	14,483,409	741,787	16,370,510	531,597	591,823	15,247,090

2023 POTTAWATOMIE COUNTY ASSESSOR'S OFFICE REPORT TO THE EXCISE BOARD

07/28/2023

92	92-R Tecumseh	3,148,033	38,517,343	6,596,524	48,261,900	1,900,699	1,215,597	45,145,604
93	93-R Shawnee	29,809,487	121,783,019	11,623,411	163,215,917	3,757,701	2,178,706	157,279,510
I-1	I1-R McLoud	1,667,734	23,156,560	3,665,116	28,489,410	967,414	1,191,113	26,330,883
I-2	I2-R Dale	1,825,222	21,079,005	3,714,223	26,618,450	747,982	1,138,148	24,732,320
I-3	I3-R Bethel	1,964,423	32,488,151	6,794,875	41,247,449	1,244,254	1,971,251	38,031,944
I-4	I4-R Macomb	1,374,147	7,867,054	4,208,279	13,449,480	406,785	399,261	12,643,434
I-5	I5-R Earlsboro	1,909,272	6,094,435	2,482,811	10,486,518	298,782	204,310	9,983,426
J-103	Jt-103 Prague	1,383,757	6,274,886	1,988,901	9,647,544	254,853	223,252	9,169,439
J-14	Jt-14 Strothers	127,127	1,089,817	164,371	1,381,315	56,000	10,967	1,314,348
J-4	Jt-4 Konawa	695,763	3,177,230	3,670,673	7,543,666	139,092	94,110	7,310,464
J-7	Jt-7 Harrah	11,855	1,372,086	50,766	1,434,707	63,000	42,388	1,329,319
J-70	Jt-70 LittleAxe	21	7,541	200	7,762	0	0	7,762
J-95	Jt-95 Meeker	72,953	1,366,589	150,863	1,590,405	66,327	16,137	1,507,941
SCHOOL TOTAL VALUATION		64,295,719	393,265,258	57,742,121	515,303,098	13,418,855	13,390,886	488,493,357

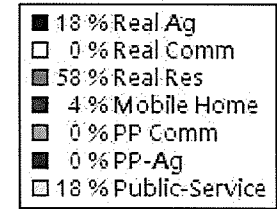
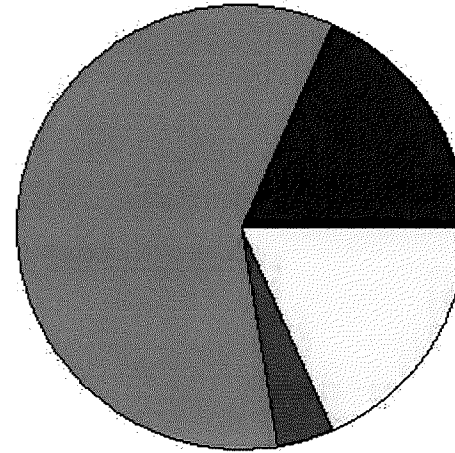
TIF-District

DISTRICT	DESCRIPTION	PERSONAL PROPERTY	REAL PROPERTY	PUBLIC SERVICE	TOTAL VALUATION	HOMESTEAD EXEMPTIONS	OTHER EXEMPTIONS	NET VALUATION
10001	92 Tecumseh bav	277,857	1,333,561	0	1,611,418	19,000	0	1,592,418
10002	93 Shawnee bav	-119,475	946,237	0	826,762	0	0	826,762
10003	93 Shawnee BAV2	1,482,633	722,465	0	2,205,098	-4,984	0	2,210,082
TIF-DISTRICT TOTAL VALUATION		1,641,015	3,002,263	0	4,643,278	14,016	0	4,629,262

Vo-Tech

DISTRICT	DESCRIPTION	PERSONAL PROPERTY	REAL PROPERTY	PUBLIC SERVICE	TOTAL VALUATION	HOMESTEAD EXEMPTIONS	OTHER EXEMPTIONS	NET VALUATION
Votec 23	EASTERN OKLA	11,855	1,372,086	50,766	1,434,707	63,000	42,388	1,329,319
Votec 5	GORDON COOPER	61,414,770	381,458,845	51,077,511	493,951,126	12,917,325	13,073,408	467,960,393
Votec 8	MID-AMERICA	2,523,723	9,068,654	2,967,609	14,559,986	375,692	255,519	13,928,775
VO-TECH TOTAL VALUATION		63,950,348	391,899,585	54,095,886	509,945,819	13,356,017	13,371,315	483,218,487

Real	Count	Value
Agricultural	7	112,101
Commercial	0	0
Residential	23	350,168
Total Real Value	30	462,269
Homestead	17	17,000
Veteran	0	0
Other	0	0
Total Exempt	17	17,000



TIF Increment Value

Net Assessed 445,269

Net Assessed Under Protest

Senior Freeze	1	1,260
Capped Parcels	3	6,959

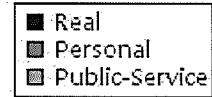
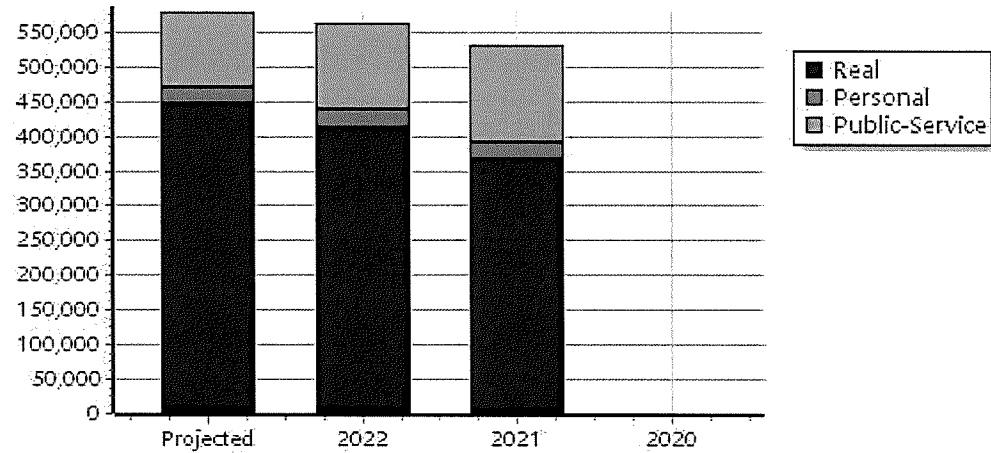
Personal	Count	Value
Agricultural	1	3,501
Commercial	1	75
Mobile Home	4	21,982
Total Personal	6	25,558
Total Exempt	1	200

TIF Increment Value

Net Assessed 25,358

Net Assessed Under Protest

Public Service	Count	Value
Total PS Value	4	108,071
TIF Increment Value		
Net Assessed		108,071



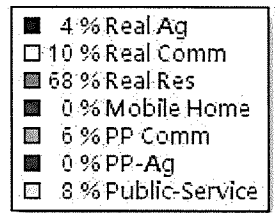
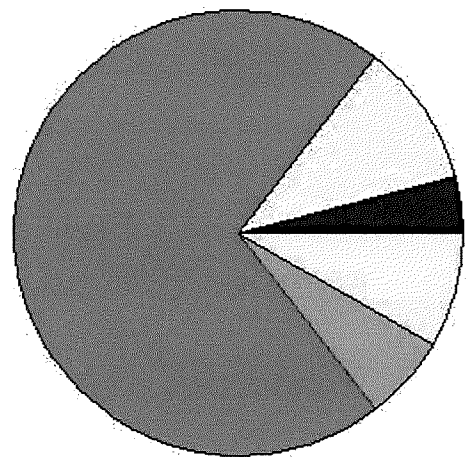
District Totals

Total Gross Value	595,898
Homestead Loss	17,000
Other Exemption Loss	200
TIF Increment Value	
Retained TIF Value	
Net Assessed Value	578,698

Net Assessed Under Protest

* Public Service Protests Values are not included on this report.

Real	Count	Value
Agricultural	111	731,248
Commercial	81	1,611,780
Residential	1,053	10,364,550
Total Real Value	1,245	12,707,578
Homestead	438	452,000
Veteran	45	818,170
Other	0	0
Total Exempt	497	1,270,170



TIF Increment Value

Net Assessed **11,437,408**

Net Assessed Under Protest

Senior Freeze	56	202,291
Capped Parcels	428	1,014,518


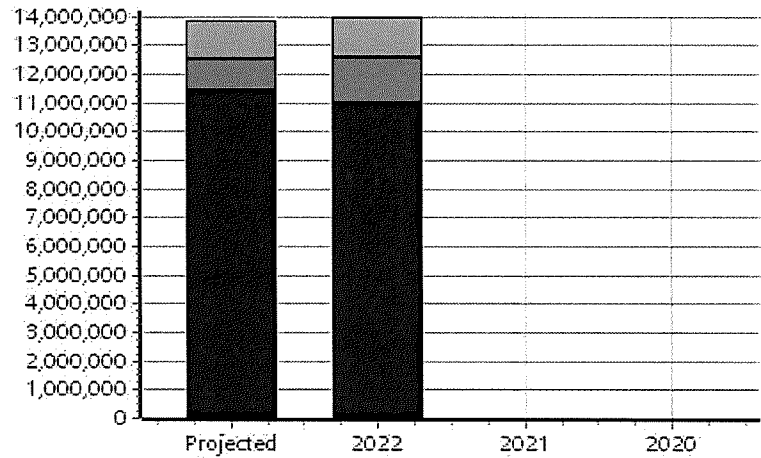
Personal	Count	Value
Agricultural	17	39,280
Commercial	99	953,021
Mobile Home	46	86,431
Total Personal	162	1,078,732
Total Exempt	3	2,340

TIF Increment Value

Net Assessed **1,076,392**

Net Assessed Under Protest

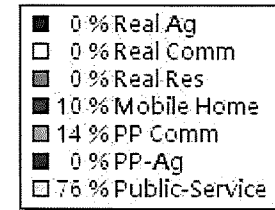
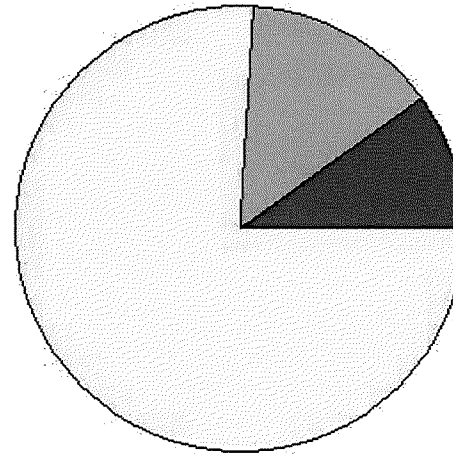
Public Service	Count	Value
Total PS Value	13	1,349,971
TIF Increment Value		
Net Assessed		1,349,971



District Totals	
Total Gross Value	15,136,281
Homestead Loss	452,000
Other Exemption Loss	820,510
TIF Increment Value	
Retained TIF Value	
Net Assessed Value	13,863,771
Net Assessed Under Protest	

* Public Service Protests Values are not included on this report.

Real	Count	Value
Agricultural	0	0
Commercial	0	0
Residential	0	0
Total Real Value	0	0
Homestead	0	0
Veteran	0	0
Other	0	0
Total Exempt	0	0



TIF Increment Value

Net Assessed 0

Net Assessed Under Protest

Senior Freeze	0	0
Capped Parcels	0	0

Personal	Count	Value
Agricultural	1	1,142
Commercial	4	23,920
Mobile Home	11	18,637
Total Personal	16	43,699
Total Exempt	1	200

TIF Increment Value

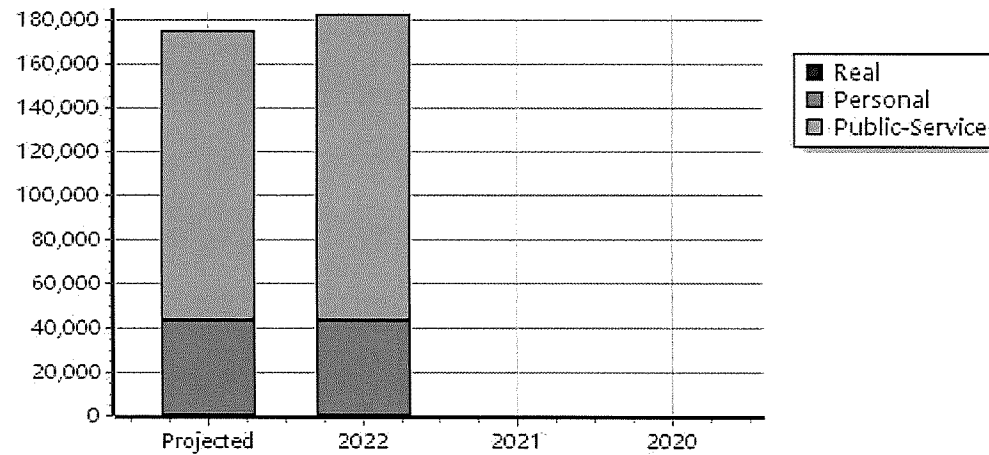
Net Assessed 43,499

Net Assessed Under Protest

Public Service	Count	Value
Total PS Value	6	131,098

TIF Increment Value

Net Assessed 131,098



District Totals	
Total Gross Value	174,797
Homestead Loss	0
Other Exemption Loss	200
TIF Increment Value	
Retained TIF Value	
Net Assessed Value	174,597
Net Assessed Under Protest	

* Public Service Protests Values are not included on this report.

Real	Count	Value
Agricultural	0	0
Commercial	4	31,544
Residential	69	75,189
Total Real Value	73	106,733
Homestead	6	5,528
Veteran	1	4,645
Other	0	0
Total Exempt	8	10,173

TIF Increment Value

Net Assessed 96,560

Net Assessed Under Protest

Senior Freeze	1	117
Capped Parcels	5	4,178

Personal	Count	Value
Agricultural	1	1,456
Commercial	13	260,330
Mobile Home	1	3,670
Total Personal	15	265,456
Total Exempt	0	0

TIF Increment Value

Net Assessed 265,456

Net Assessed Under Protest

Public Service	Count	Value
Total PS Value	4	25,356

TIF Increment Value

Net Assessed 25,356

District Totals

Total Gross Value	397,545
Homestead Loss	5,528
Other Exemption Loss	4,645

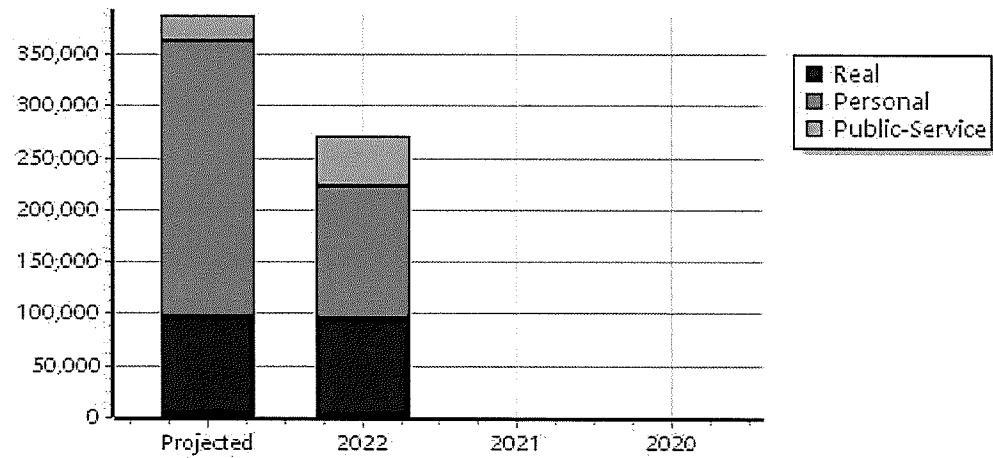
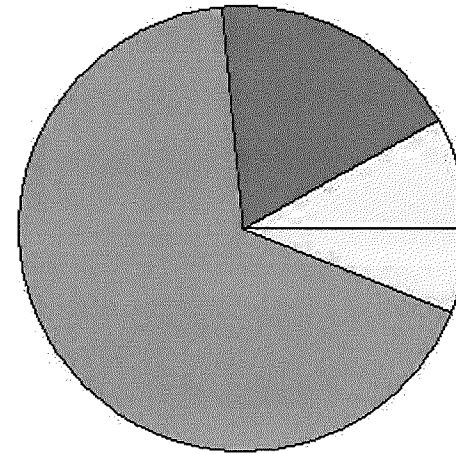
TIF Increment Value

Retained TIF Value

Net Assessed Value 387,372

Net Assessed Under Protest

* Public Service Protests Values are not included on this report.



Real	Count	Value
Agricultural	0	0
Commercial	13	131,308
Residential	240	371,006
Total Real Value	253	502,314
Homestead	47	47,092
Veteran	2	13,754
Other	0	0
Total Exempt	50	60,846

TIF Increment Value

Net Assessed 441,468

Net Assessed Under Protest

Senior Freeze	2	1,548
Capped Parcels	74	50,692

Personal	Count	Value
Agricultural	6	16,080
Commercial	17	64,069
Mobile Home	10	53,521
Total Personal	33	133,670
Total Exempt	0	0

TIF Increment Value

Net Assessed 133,670

Net Assessed Under Protest

Public Service	Count	Value
Total PS Value	14	1,253,860

TIF Increment Value

Net Assessed 1,253,860

District Totals

Total Gross Value	1,889,844
Homestead Loss	47,092
Other Exemption Loss	13,754

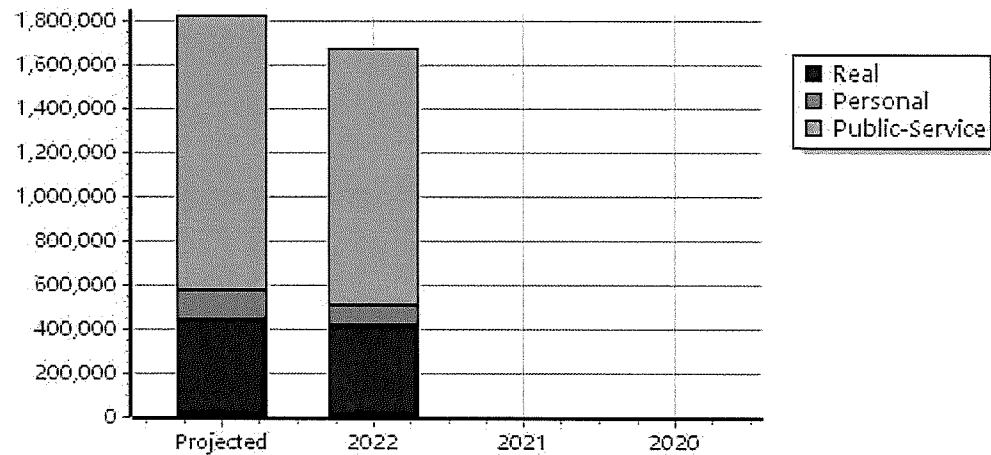
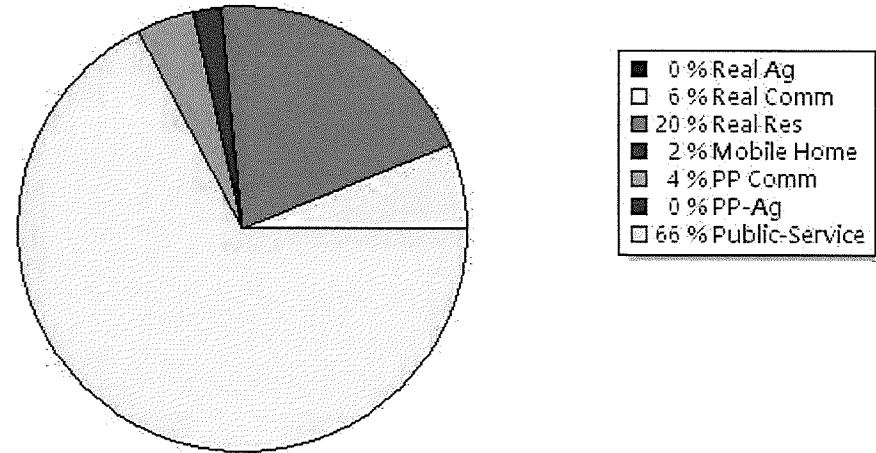
TIF Increment Value

Retained TIF Value

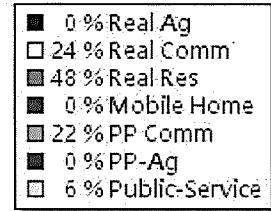
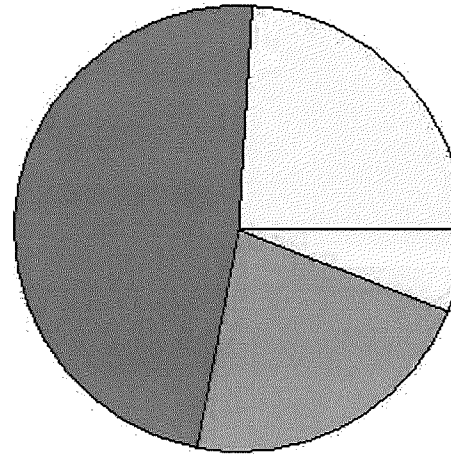
Net Assessed Value 1,828,998

Net Assessed Under Protest

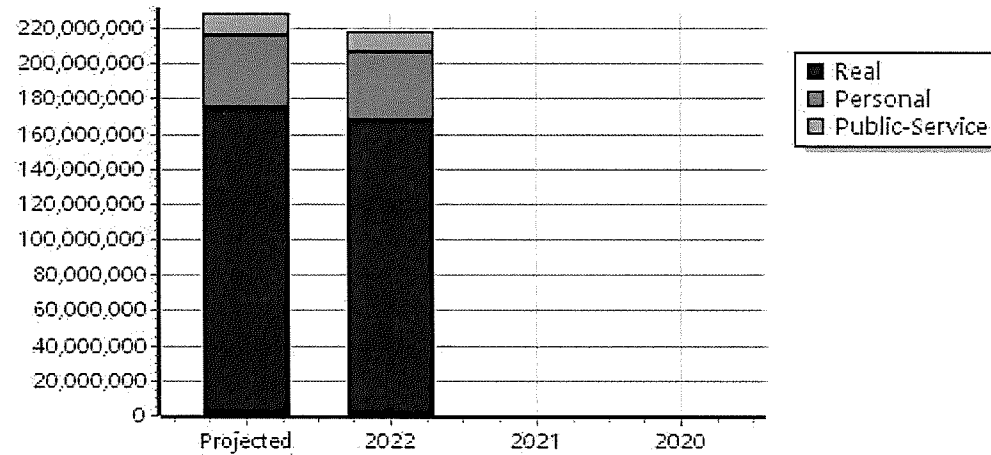
* Public Service Protests Values are not included on this report.



Real	Count	Value
Agricultural	186	1,532,506
Commercial	1,156	60,304,059
Residential	11,683	122,434,995
Total Real Value	13,025	184,271,560
Homestead	4,560	4,781,830
Veteran	228	4,044,445
Other	0	0
Total Exempt	5,023	8,826,275
TIF Increment Value		946,237
Net Assessed		174,499,048
Net Assessed Under Protest		
Senior Freeze	575	2,434,529
Capped Parcels	4,882	21,845,517



Personal	Count	Value
Agricultural	40	113,336
Commercial	1,140	55,455,343
Mobile Home	208	876,979
Total Personal	1,388	56,445,658
Total Exempt	22	16,447,155
TIF Increment Value		-119,475
Net Assessed		40,117,978
Net Assessed Under Protest		
Public Service	Count	Value
Total PS Value	69	12,882,369
TIF Increment Value		0
Net Assessed		12,882,369

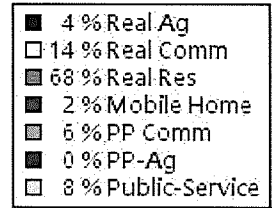
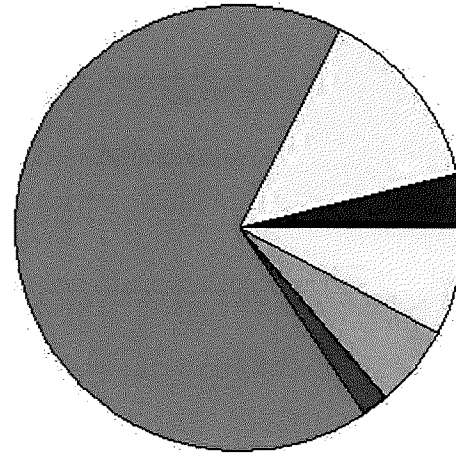


District Totals	
Total Gross Value	253,599,587
Homestead Loss	4,781,830
Other Exemption Loss	20,491,600
TIF Increment Value	826,762
Retained TIF Value	
Net Assessed Value	227,499,395
Net Assessed Under Protest	

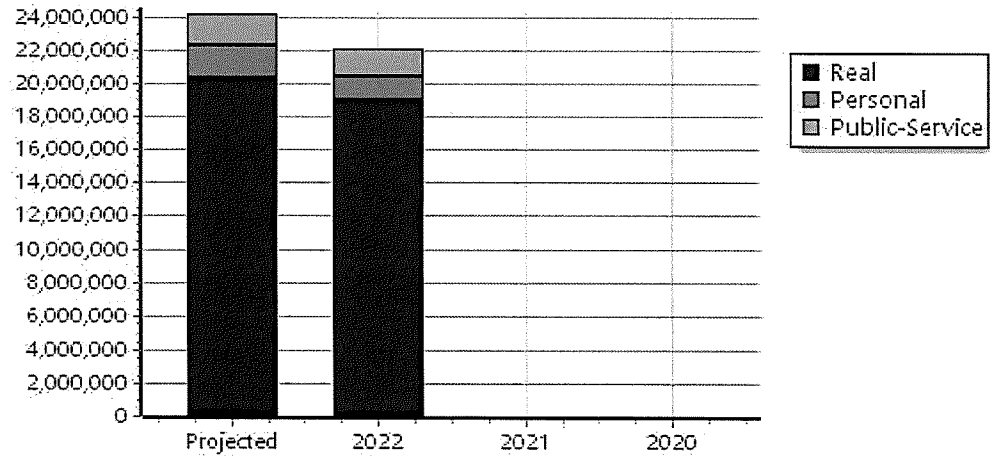
TIF Project Summary						
Code	Description	Expires	Base Value	Increment Value	Retained Inc	Total Value
2	93 Shawnee bav 2003	2028	1,545,667	826,762		2,372,429
Total TIF Valuation :			1,545,667	826,762	0	2,372,429

* Public Service Protests Values are not included on this report.

Real	Count	Value
Agricultural	116	1,018,127
Commercial	175	3,432,428
Residential	2,381	17,377,799
Total Real Value	2,672	21,828,354
Homestead	988	1,045,067
Veteran	38	405,425
Other	0	0
Total Exempt	1,086	1,450,492
TIF Increment Value		1,314,561
Net Assessed		19,063,301
Net Assessed Under Protest		
Senior Freeze	133	357,686
Capped Parcels	831	2,667,166



Personal	Count	Value
Agricultural	30	74,567
Commercial	167	1,669,556
Mobile Home	68	270,837
Total Personal	265	2,014,960
Total Exempt	11	3,675
TIF Increment Value		277,857
Net Assessed		1,733,428
Net Assessed Under Protest		
Public Service	Count	Value
Total PS Value	20	1,824,958
TIF Increment Value		0
Net Assessed		1,824,958



District Totals	
Total Gross Value	25,668,272
Homestead Loss	1,045,067
Other Exemption Loss	409,100
TIF Increment Value	1,592,418
Retained TIF Value	
Net Assessed Value	22,621,687
Net Assessed Under Protest	

TIF Project Summary						
Code	Description	Expires	Base Value	Increment Value	Retained Inc	Total Value
1	92 Tecumseh bav 2004	2029	975,193	1,592,418		2,567,611
Total TIF Valuation :			975,193	1,592,418	0	2,567,611

* Public Service Protests Values are not included on this report.

Real	Count	Value
Agricultural	319	2,866,794
Commercial	17	566,699
Residential	1,143	14,244,726
Total Real Value	1,479	17,678,219
Homestead	675	688,254
Veteran	66	1,289,855
Other	0	0
Total Exempt	757	1,978,109

TIF Increment Value

Net Assessed 15,700,110

Net Assessed Under Protest

Senior Freeze	58	313,427
Capped Parcels	524	2,133,136

Personal	Count	Value
Agricultural	11	17,693
Commercial	47	452,618
Mobile Home	70	264,008
Total Personal	128	734,319
Total Exempt	3	2,382

TIF Increment Value

Net Assessed 731,937

Net Assessed Under Protest

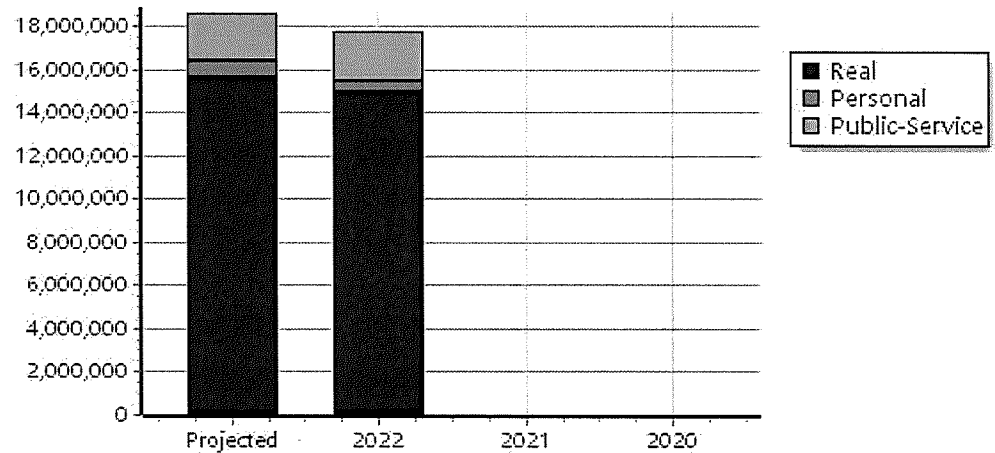
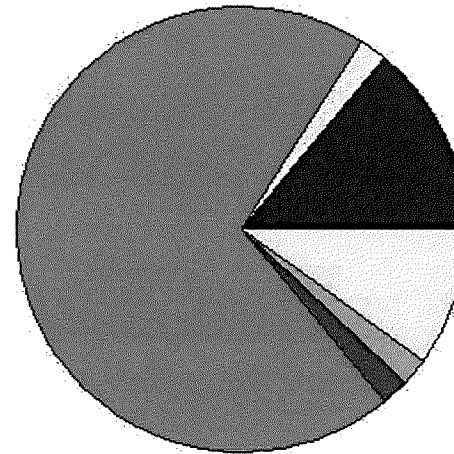
Public Service	Count	Value
Total PS Value	14	2,205,378
TIF Increment Value		
Net Assessed		2,205,378

District Totals

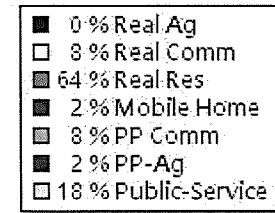
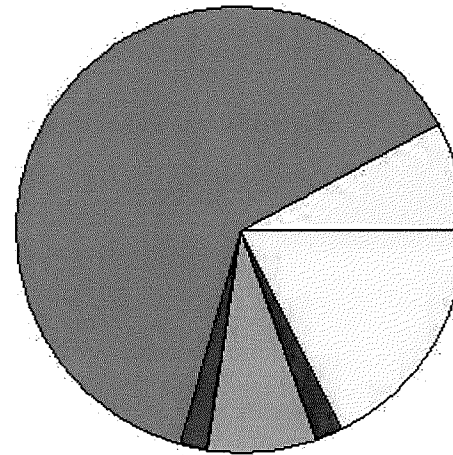
Total Gross Value	20,617,916
Homestead Loss	688,254
Other Exemption Loss	1,292,237
TIF Increment Value	
Retained TIF Value	
Net Assessed Value	18,637,425

Net Assessed Under Protest

* Public Service Protests Values are not included on this report.



Real	Count	Value
Agricultural	0	0
Commercial	1	71,526
Residential	296	572,262
Total Real Value	297	643,788
Homestead	56	60,188
Veteran	1	4,513
Other	0	0
Total Exempt	63	64,701



TIF Increment Value

Net Assessed 579,087

Net Assessed Under Protest

Senior Freeze	7	14,095
Capped Parcels	89	94,954

Personal	Count	Value
Agricultural	2	10,387
Commercial	14	70,636
Mobile Home	3	10,732
Total Personal	19	91,755
Total Exempt	0	0

TIF Increment Value

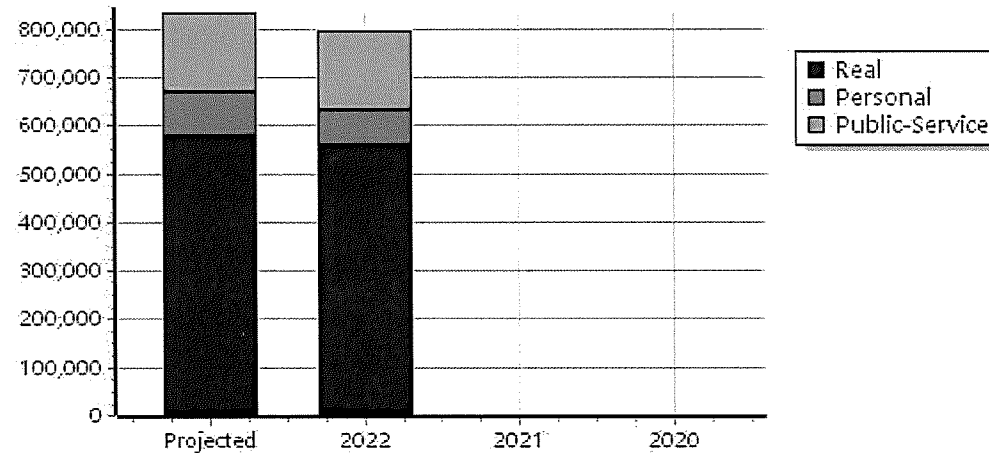
Net Assessed 91,755

Net Assessed Under Protest

Public Service	Count	Value
Total PS Value	5	162,077

TIF Increment Value

Net Assessed 162,077



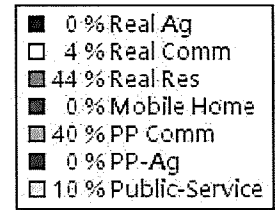
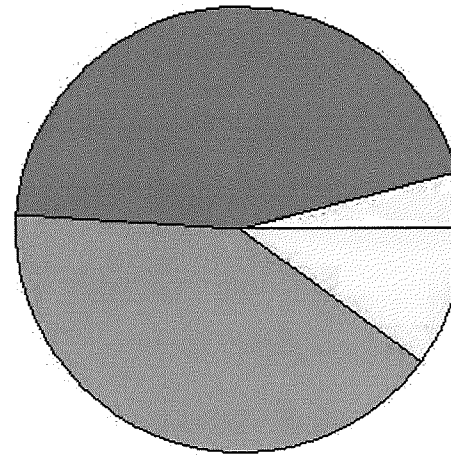
District Totals

Total Gross Value	897,620
Homestead Loss	60,188
Other Exemption Loss	4,513
TIF Increment Value	
Retained TIF Value	
Net Assessed Value	832,919

Net Assessed Under Protest

* Public Service Protests Values are not included on this report.

Real	Count	Value
Agricultural	1	62
Commercial	16	60,941
Residential	269	587,765
Total Real Value	286	648,768
Homestead	48	49,695
Veteran	4	27,993
Other	0	0
Total Exempt	54	77,688



TIF Increment Value

Net Assessed 571,080

Net Assessed Under Protest

Senior Freeze	2	322
Capped Parcels	101	97,753

Personal	Count	Value
Agricultural	5	9,906
Commercial	15	514,813
Mobile Home	4	7,982
Total Personal	24	532,701
Total Exempt	1	200

TIF Increment Value

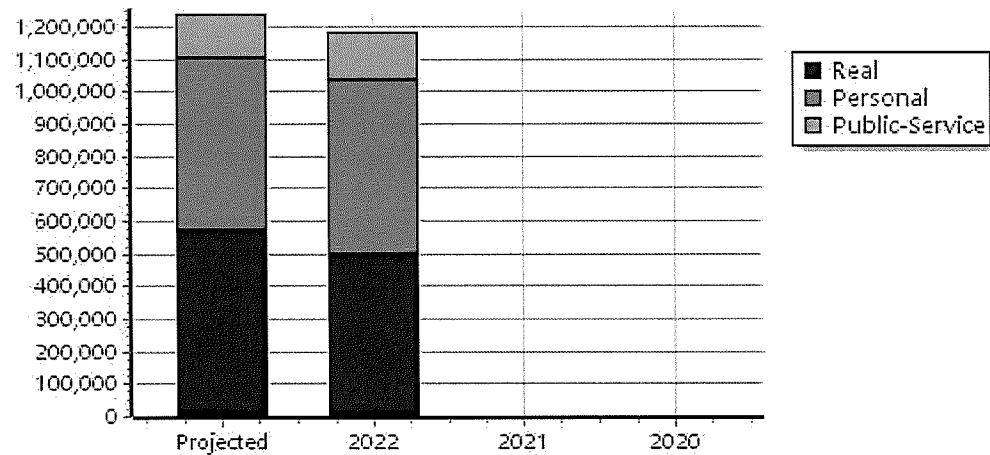
Net Assessed 532,501

Net Assessed Under Protest

Public Service	Count	Value
Total PS Value	6	135,394

TIF Increment Value

Net Assessed 135,394



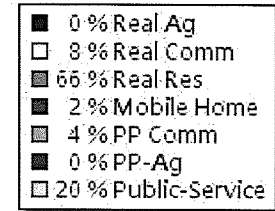
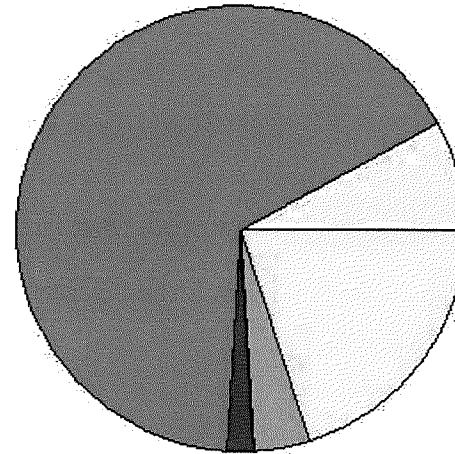
District Totals

Total Gross Value	1,316,863
Homestead Loss	49,695
Other Exemption Loss	28,193
TIF Increment Value	
Retained TIF Value	
Net Assessed Value	1,238,975

Net Assessed Under Protest

* Public Service Protests Values are not included on this report.

Real	Count	Value
Agricultural	0	0
Commercial	29	118,827
Residential	464	1,013,794
Total Real Value	493	1,132,621
Homestead	117	125,303
Veteran	1	7,148
Other	0	0
Total Exempt	131	132,451



TIF Increment Value

Net Assessed 1,000,170

Net Assessed Under Protest

Senior Freeze	18	44,382
Capped Parcels	167	188,082

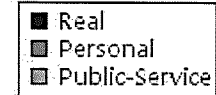
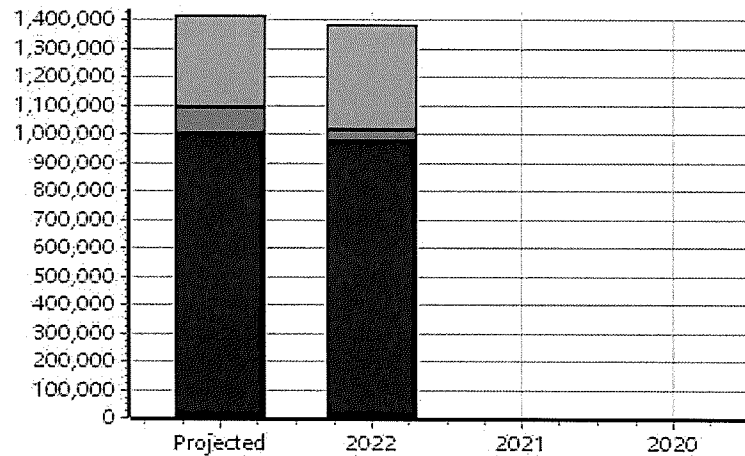
Personal	Count	Value
Agricultural	1	3,070
Commercial	17	65,010
Mobile Home	10	22,546
Total Personal	28	90,626
Total Exempt	0	0

TIF Increment Value

Net Assessed 90,626

Net Assessed Under Protest

Public Service	Count	Value
Total PS Value	6	322,877
TIF Increment Value		
Net Assessed		322,877



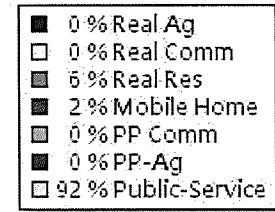
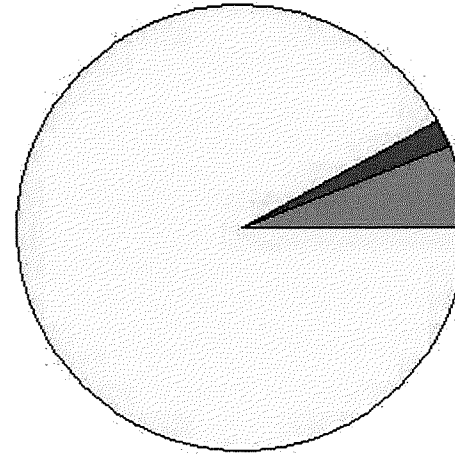
District Totals

Total Gross Value	1,546,124
Homestead Loss	125,303
Other Exemption Loss	7,148
TIF Increment Value	
Retained TIF Value	
Net Assessed Value	1,413,673

Net Assessed Under Protest

* Public Service Protests Values are not included on this report.

Real	Count	Value
Agricultural	0	0
Commercial	1	4,680
Residential	33	26,883
Total Real Value	34	31,563
Homestead	5	5,386
Veteran	0	0
Other	0	0
Total Exempt	6	5,386



TIF Increment Value

Net Assessed 26,177

Net Assessed Under Protest

Senior Freeze	1	1,804
Capped Parcels	9	6,849

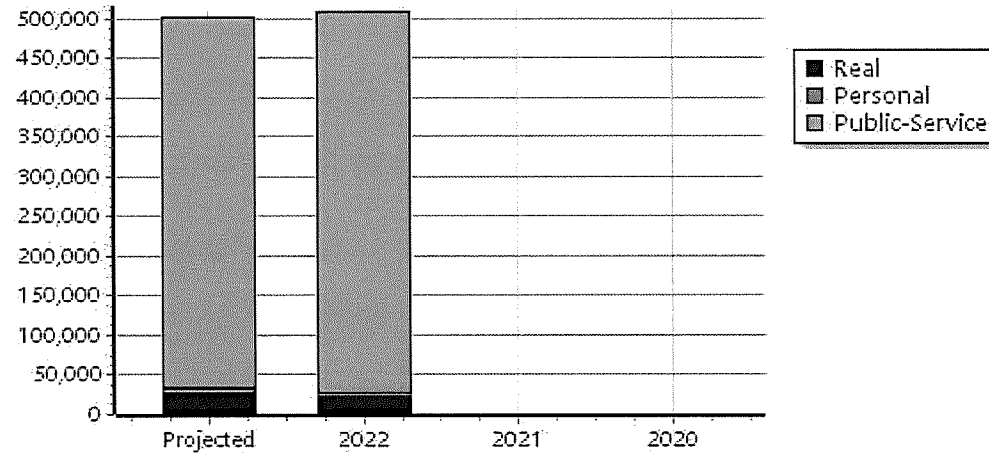
Personal	Count	Value
Agricultural	0	0
Commercial	1	289
Mobile Home	1	5,334
Total Personal	2	5,623
Total Exempt	0	0

TIF Increment Value

Net Assessed 5,623

Net Assessed Under Protest

Public Service	Count	Value
Total PS Value	4	471,404
TIF Increment Value		
Net Assessed		471,404



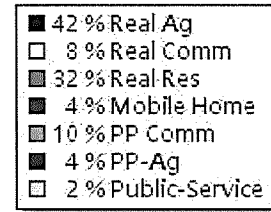
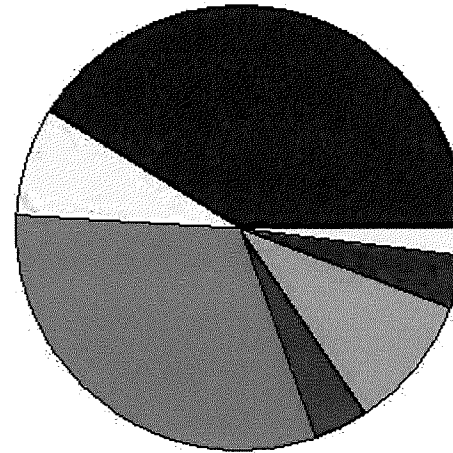
District Totals

Total Gross Value	508,590
Homestead Loss	5,386
Other Exemption Loss	0
TIF Increment Value	
Retained TIF Value	
Net Assessed Value	503,204

Net Assessed Under Protest

* Public Service Protests Values are not included on this report.

Real	Count	Value
Agricultural	241	933,256
Commercial	18	178,194
Residential	165	695,123
Total Real Value	424	1,806,573
Homestead	68	71,270
Veteran	4	74,539
Other	0	0
Total Exempt	76	145,809



TIF Increment Value

Net Assessed 1,660,764

Net Assessed Under Protest

Senior Freeze	6	19,050
Capped Parcels	140	422,404

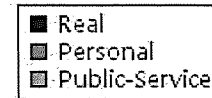
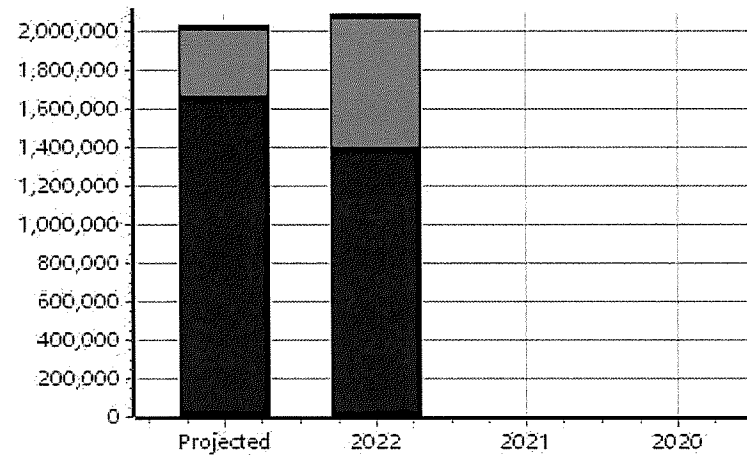
Personal	Count	Value
Agricultural	27	70,463
Commercial	12	202,853
Mobile Home	19	78,276
Total Personal	58	351,592
Total Exempt	6	1,200

TIF Increment Value

Net Assessed 350,392

Net Assessed Under Protest

Public Service	Count	Value
Total PS Value	1	24,438
TIF Increment Value		
Net Assessed		24,438

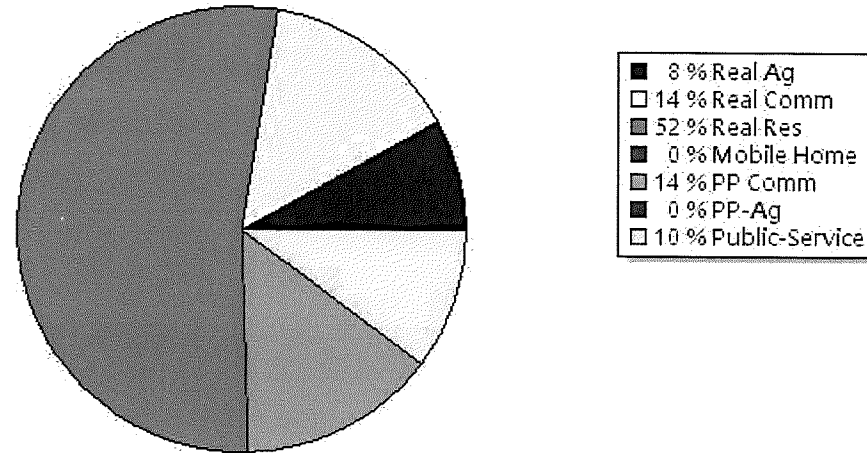


District Totals	
Total Gross Value	2,182,603
Homestead Loss	71,270
Other Exemption Loss	75,739
TIF Increment Value	
Retained TIF Value	
Net Assessed Value	2,035,594

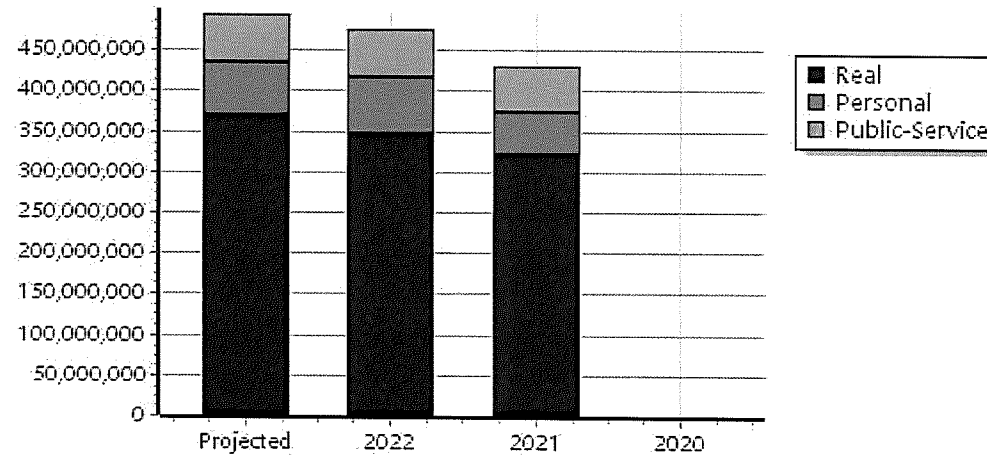
Net Assessed Under Protest

* Public Service Protests Values are not included on this report.

Real	Count	Value
Agricultural	6,828	44,932,806
Commercial	1,921	74,370,190
Residential	30,664	276,969,509
Total Real Value	39,413	396,272,505
Homestead	12,957	13,437,855
Veteran	789	13,390,886
Other	0	0
Total Exempt	14,277	26,828,741
TIF Increment Value		2,988,247
Net Assessed		366,455,517
Net Assessed Under Protest		
Senior Freeze	1,418	5,872,041
Capped Parcels	13,285	51,389,551



Personal	Count	Value
Agricultural	1,230	3,603,687
Commercial	2,206	74,148,913
Mobile Home	1,313	5,032,715
Total Personal	4,749	82,785,315
Total Exempt	264	16,848,581
TIF Increment Value		1,641,015
Net Assessed		64,295,719
Net Assessed Under Protest		
Public Service	Count	Value
Total PS Value	416	57,742,121
TIF Increment Value		0
Net Assessed		57,742,121



District Totals	
Total Gross Value	536,799,941
Homestead Loss	13,437,855
Other Exemption Loss	30,239,467
TIF Increment Value	4,629,262
Retained TIF Value	
Net Assessed Value	488,493,357
Net Assessed Under Protest	

TIF Project Summary						
Code	Description	Expires	Base Value	Increment Value	Retained Inc	Total Value
1	92 Tecumseh bav 2004	2029	975,193	1,592,418		2,567,611
2	93 Shawnee bav 2003	2028	1,545,667	826,762		2,372,429
3	93 Shawnee BAV2 2017	2042	3,086,923	2,210,082		5,297,005
Total TIF Valuation :			5,607,783	4,629,262	0	10,237,045

* Public Service Protests Values are not included on this report.

Real	Count	Value
Agricultural	370	2,289,257
Commercial	131	15,634,181
Residential	1,681	19,258,466
Total Real Value	2,182	37,181,904

TIF Increment Value

Net Assessed 35,095,289

Net Assessed Under Protest

Senior Freeze	82	286,438
Capped Parcels	540	2,641,367

Personal	Count	Value
Agricultural	61	154,145
Commercial	237	19,572,610
Mobile Home	44	211,418
Total Personal	342	19,938,173
Total Exempt	19	5,883,867

TIF Increment Value

Net Assessed 14,054,306

Net Assessed Under Protest

Public Service	Count	Value
Total PS Value	24	3,290,248

TIF Increment Value

Net Assessed 3,290,248

District Totals

Total Gross Value	60,410,325
Homestead Loss	812,316
Other Exemption Loss	7,158,166

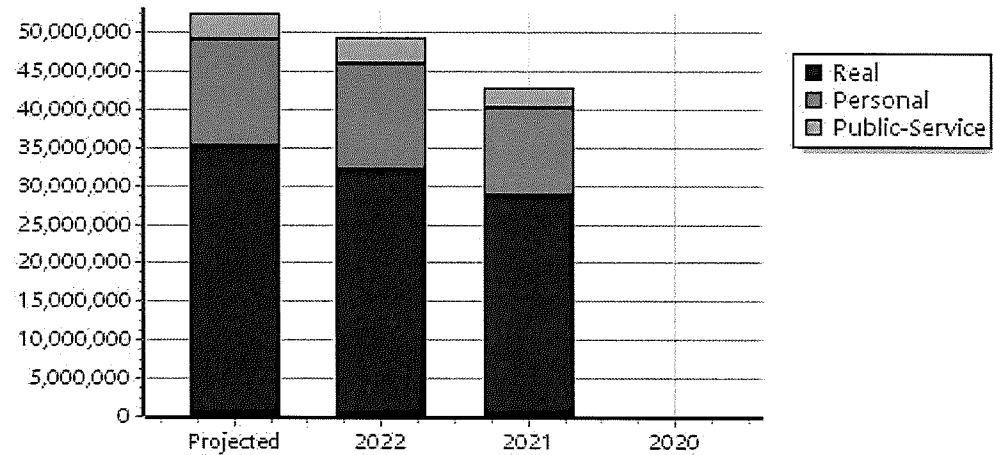
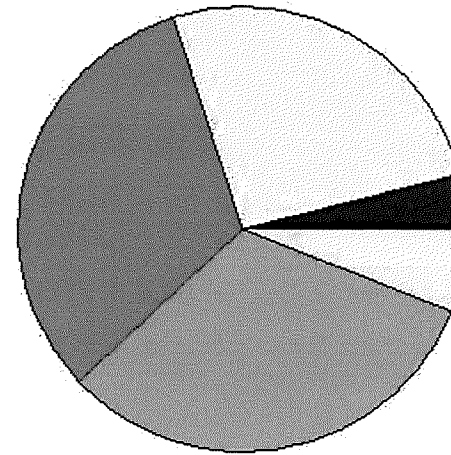
TIF Increment Value

Retained TIF Value

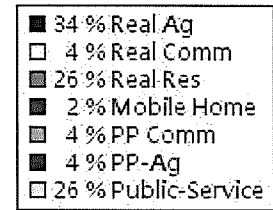
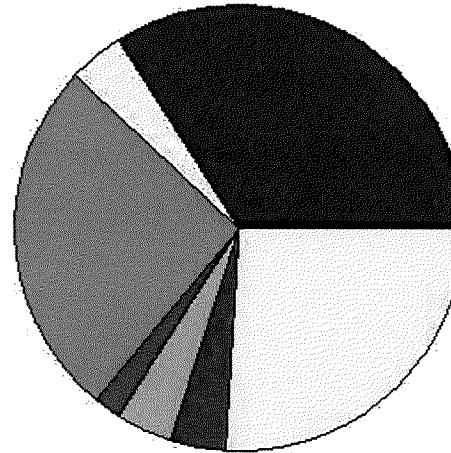
Net Assessed Value 52,439,843

Net Assessed Under Protest

* Public Service Protests Values are not included on this report.



Real	Count	Value
Agricultural	467	2,010,093
Commercial	13	208,014
Residential	675	1,526,395
Total Real Value	1,155	3,744,502
Homestead	215	222,945
Veteran	6	48,536
Other	0	0
Total Exempt	232	271,481



TIF Increment Value

Net Assessed 3,473,021

Net Assessed Under Protest

Senior Freeze	29	132,884
Capped Parcels	274	686,941

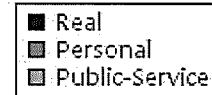
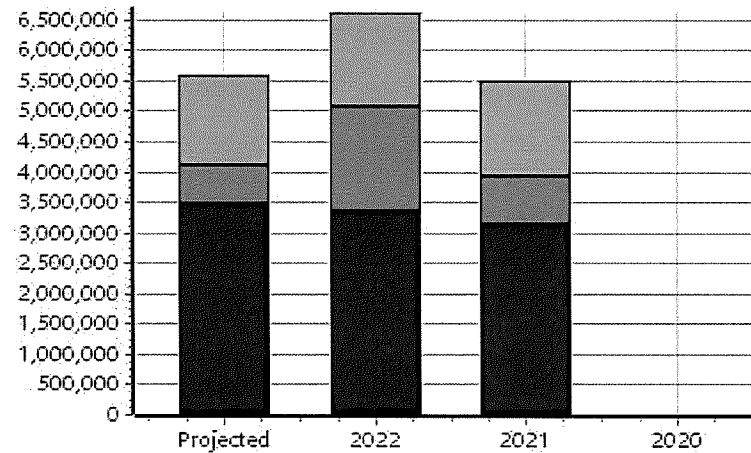
Personal	Count	Value
Agricultural	76	210,415
Commercial	38	254,500
Mobile Home	36	164,940
Total Personal	150	629,855
Total Exempt	20	4,126

TIF Increment Value

Net Assessed 625,729

Net Assessed Under Protest

Public Service	Count	Value
Total PS Value	20	1,493,527
TIF Increment Value		
Net Assessed		1,493,527

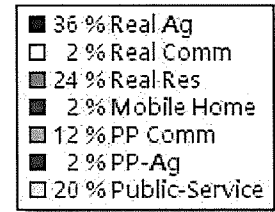
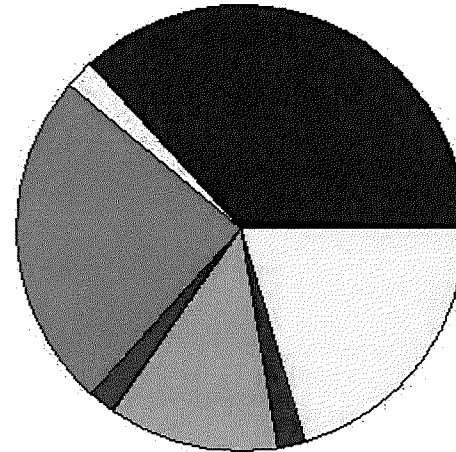


District Totals	
Total Gross Value	5,867,884
Homestead Loss	222,945
Other Exemption Loss	52,662
TIF Increment Value	
Retained TIF Value	
Net Assessed Value	5,592,277

Net Assessed Under Protest

* Public Service Protests Values are not included on this report.

Real	Count	Value
Agricultural	1,126	5,350,447
Commercial	29	151,443
Residential	884	3,559,223
Total Real Value	2,039	9,061,113
Homestead	365	375,692
Veteran	30	255,519
Other	0	0
Total Exempt	407	631,211



TIF Increment Value

Net Assessed 8,429,902

Net Assessed Under Protest

Senior Freeze	27	97,310
Capped Parcels	661	2,571,850

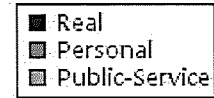
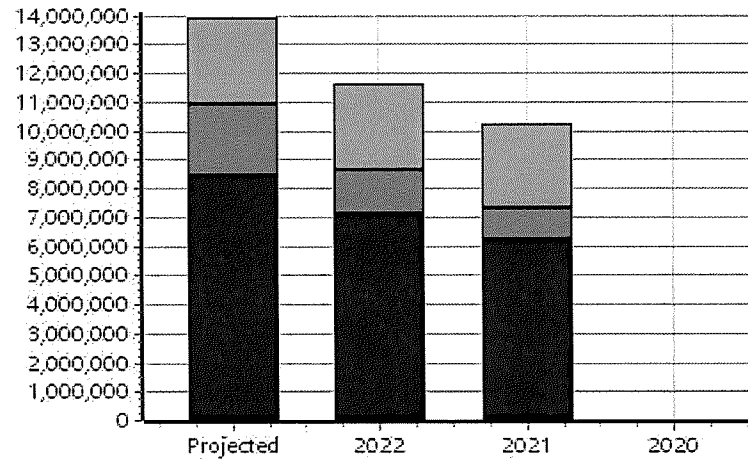
Personal	Count	Value
Agricultural	118	384,006
Commercial	66	1,844,753
Mobile Home	70	299,724
Total Personal	254	2,528,483
Total Exempt	25	4,781

TIF Increment Value

Net Assessed 2,523,702

Net Assessed Under Protest

Public Service	Count	Value
Total PS Value	26	2,967,409
TIF Increment Value		
Net Assessed		2,967,409



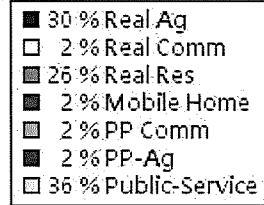
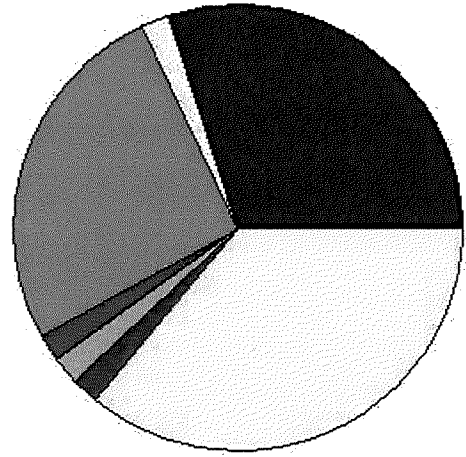
District Totals

Total Gross Value	14,557,005
Homestead Loss	375,692
Other Exemption Loss	260,300
TIF Increment Value	
Retained TIF Value	
Net Assessed Value	13,921,013

Net Assessed Under Protest

* Public Service Protests Values are not included on this report.

Real	Count	Value
Agricultural	455	2,447,510
Commercial	32	139,224
Residential	699	2,180,667
Total Real Value	1,186	4,767,401
Homestead	271	283,281
Veteran	8	139,839
Other	0	0
Total Exempt	297	423,120



TIF Increment Value

Net Assessed 4,344,281

Net Assessed Under Protest

Senior Freeze	31	96,427
Capped Parcels	381	848,625

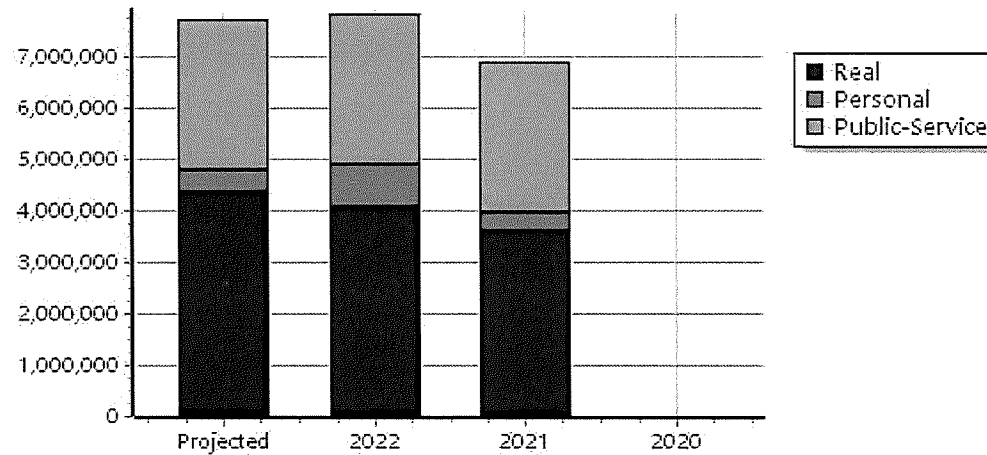
Personal	Count	Value
Agricultural	74	195,215
Commercial	36	136,181
Mobile Home	36	124,520
Total Personal	146	455,916
Total Exempt	16	3,072

TIF Increment Value

Net Assessed 452,844

Net Assessed Under Protest

Public Service	Count	Value
Total PS Value	18	2,907,197
TIF Increment Value		
Net Assessed		2,907,197

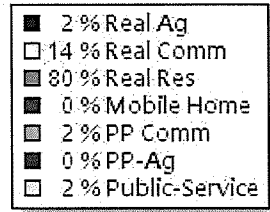
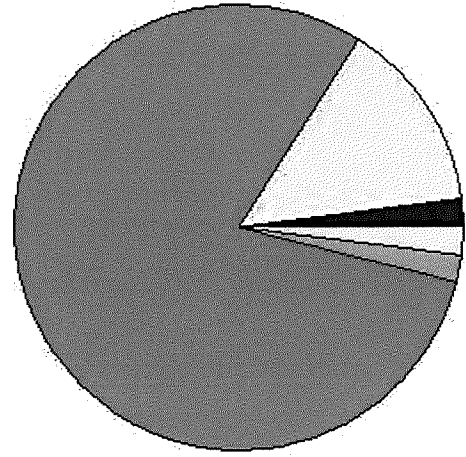


District Totals	
Total Gross Value	8,130,514
Homestead Loss	283,281
Other Exemption Loss	142,911
TIF Increment Value	
Retained TIF Value	
Net Assessed Value	7,704,322

Net Assessed Under Protest

* Public Service Protests Values are not included on this report.

Real	Count	Value
Agricultural	95	657,223
Commercial	123	7,978,626
Residential	2,253	46,865,673
Total Real Value	2,471	55,501,522
Homestead	1,170	1,180,000
Veteran	87	2,264,606
Other	0	0
Total Exempt	1,267	3,444,606



TIF Increment Value

Net Assessed 52,056,916

Net Assessed Under Protest

Senior Freeze	91	254,765
Capped Parcels	529	3,382,379

Personal	Count	Value
Agricultural	14	47,896
Commercial	143	1,381,231
Mobile Home	5	36,357
Total Personal	162	1,465,484
Total Exempt	4	800

TIF Increment Value

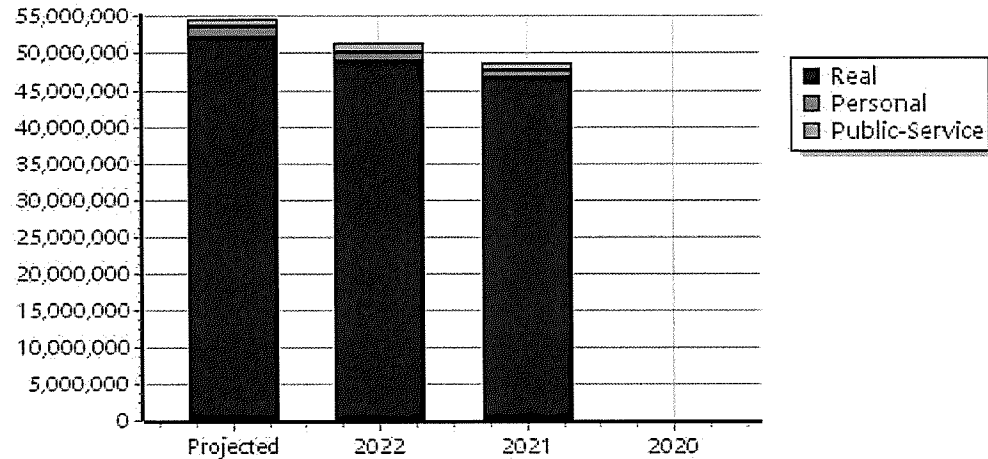
Net Assessed 1,464,684

Net Assessed Under Protest

Public Service	Count	Value
Total PS Value	18	1,089,287

TIF Increment Value

Net Assessed 1,089,287



District Totals

Total Gross Value	58,056,293
Homestead Loss	1,180,000
Other Exemption Loss	2,265,406

TIF Increment Value

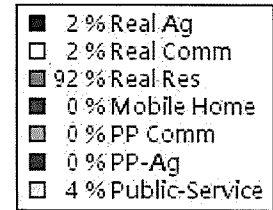
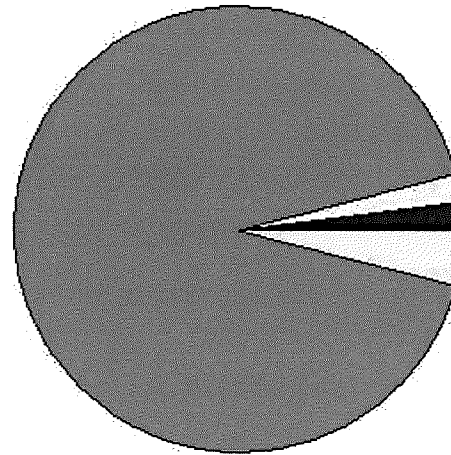
Retained TIF Value

Net Assessed Value 54,610,887

Net Assessed Under Protest

* Public Service Protests Values are not included on this report.

Real	Count	Value
Agricultural	16	73,807
Commercial	6	107,105
Residential	227	4,070,779
Total Real Value	249	4,251,691
Homestead	107	110,135
Veteran	6	131,024
Other	0	0
Total Exempt	117	241,159



TIF Increment Value

Net Assessed 4,010,532

Net Assessed Under Protest

Senior Freeze	9	29,549
Capped Parcels	99	466,373

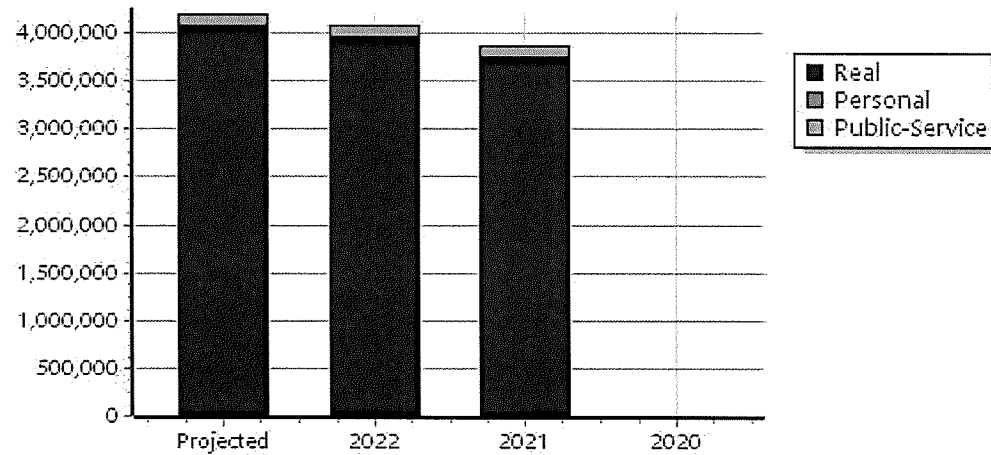
Personal	Count	Value
Agricultural	2	15,967
Commercial	15	14,667
Mobile Home	3	8,712
Total Personal	20	39,346
Total Exempt	0	0

TIF Increment Value

Net Assessed 39,346

Net Assessed Under Protest

Public Service	Count	Value
Total PS Value	8	141,653
TIF Increment Value		
Net Assessed		141,653

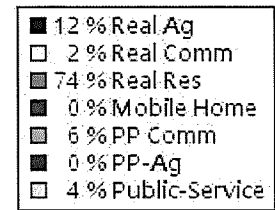
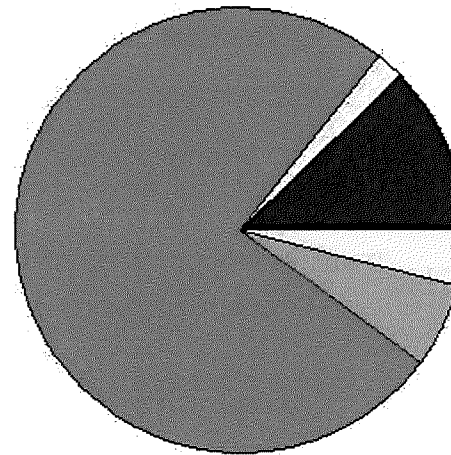


District Totals	
Total Gross Value	4,432,690
Homestead Loss	110,135
Other Exemption Loss	131,024
TIF Increment Value	
Retained TIF Value	
Net Assessed Value	4,191,531

Net Assessed Under Protest

* Public Service Protests Values are not included on this report.

Real	Count	Value
Agricultural	168	1,942,515
Commercial	20	421,692
Residential	981	12,119,202
Total Real Value	1,169	14,483,409
Homestead	516	531,597
Veteran	29	591,823
Other	0	0
Total Exempt	562	1,123,420



TIF Increment Value

Net Assessed 13,359,989

Net Assessed Under Protest

Senior Freeze	54	272,647
Capped Parcels	405	1,866,128

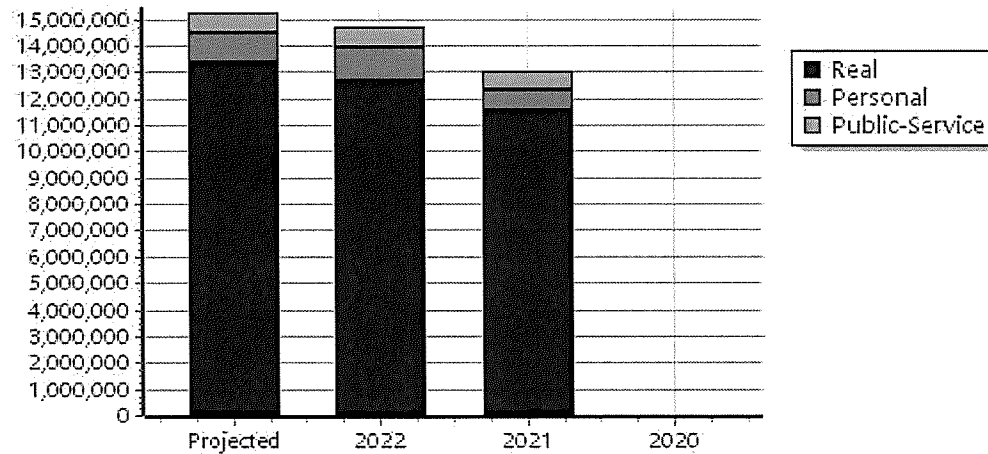
Personal	Count	Value
Agricultural	36	87,290
Commercial	87	965,137
Mobile Home	25	94,087
Total Personal	148	1,146,514
Total Exempt	6	1,200

TIF Increment Value

Net Assessed 1,145,314

Net Assessed Under Protest

Public Service	Count	Value
Total PS Value	15	741,787
TIF Increment Value		
Net Assessed		741,787

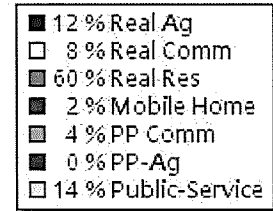
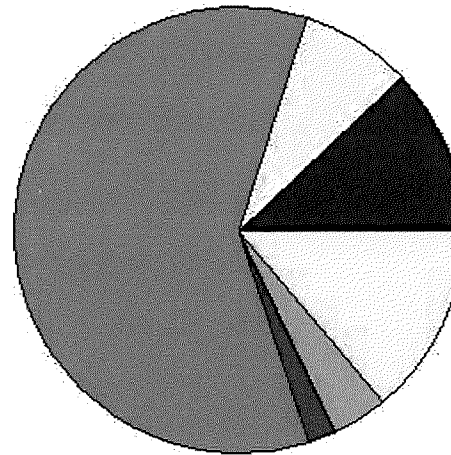


District Totals	
Total Gross Value	16,371,710
Homestead Loss	531,597
Other Exemption Loss	593,023
TIF Increment Value	
Retained TIF Value	
Net Assessed Value	15,247,090

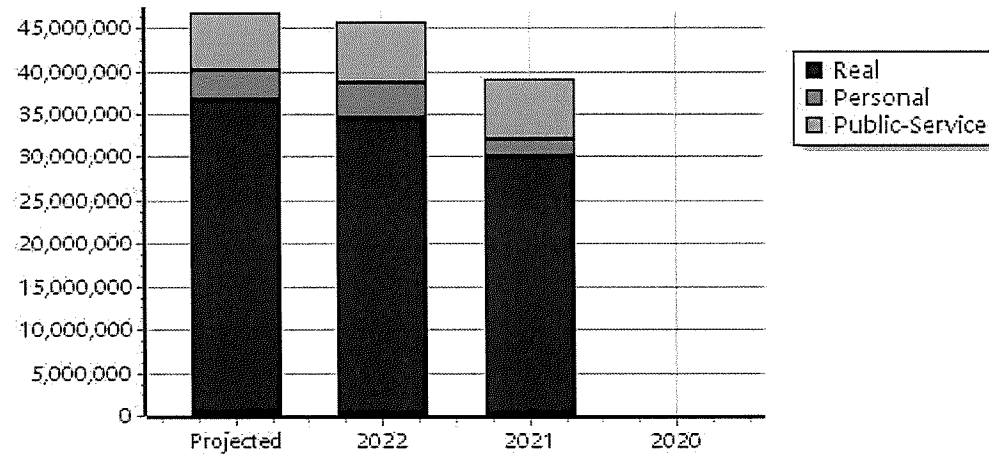
Net Assessed Under Protest

* Public Service Protests Values are not included on this report.

Real	Count	Value
Agricultural	785	6,111,589
Commercial	192	3,785,587
Residential	4,093	29,953,728
Total Real Value	5,070	39,850,904
Homestead	1,829	1,919,699
Veteran	96	1,215,597
Other	0	0
Total Exempt	2,021	3,135,296
TIF Increment Value		1,314,561
Net Assessed		35,401,047
Net Assessed Under Protest		
Senior Freeze	209	748,086
Capped Parcels	1,610	4,851,844



Personal	Count	Value
Agricultural	164	392,933
Commercial	221	2,186,902
Mobile Home	228	855,605
Total Personal	613	3,435,440
Total Exempt	36	9,550
TIF Increment Value		277,857
Net Assessed		3,148,033
Net Assessed Under Protest		
Public Service	Count	Value
Total PS Value	34	6,596,524
TIF Increment Value		0
Net Assessed		6,596,524

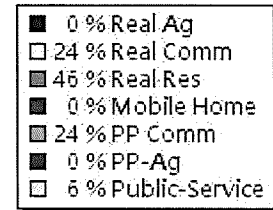
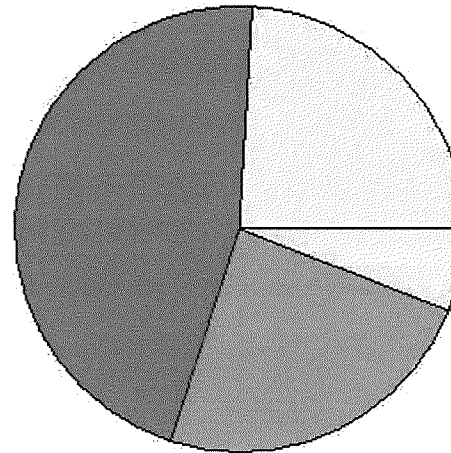


District Totals	
Total Gross Value	49,882,868
Homestead Loss	1,919,699
Other Exemption Loss	1,225,147
TIF Increment Value	1,592,418
Retained TIF Value	
Net Assessed Value	45,145,604
Net Assessed Under Protest	

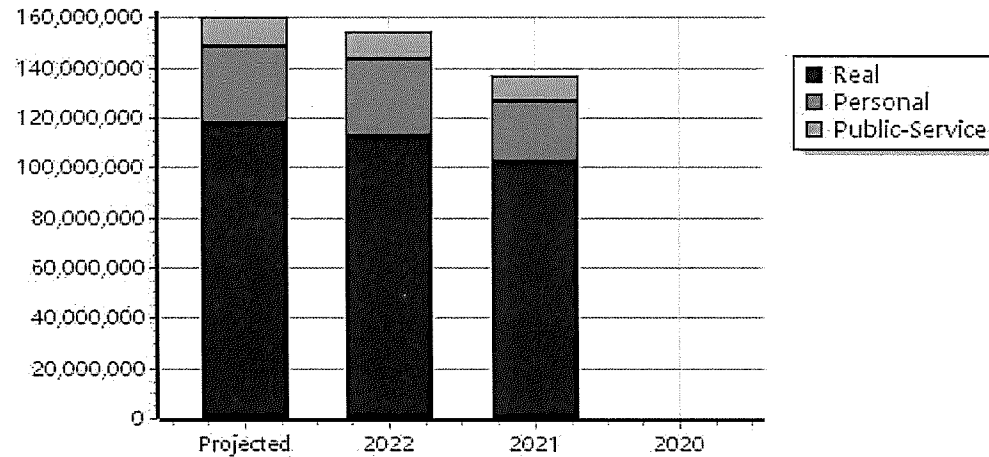
* Public Service Protests Values are not included on this report.

TIF Project Summary						
Code	Description	Expires	Base Value	Increment Value	Retained Inc	Total Value
1	92 Tecumseh bav 2004	2029	975,193	1,592,418		2,567,611
Total TIF Valuation :			975,193	1,592,418	0	2,567,611

Real	Count	Value
Agricultural	93	864,133
Commercial	1,171	41,841,300
Residential	9,726	80,751,272
Total Real Value	10,990	123,456,705
Homestead	3,546	3,757,701
Veteran	153	2,178,706
Other	0	0
Total Exempt	3,923	5,936,407
TIF Increment Value		1,673,686
Net Assessed		115,846,612
Net Assessed Under Protest		
Senior Freeze	494	2,234,645
Capped Parcels	4,560	19,686,397



Personal	Count	Value
Agricultural	26	72,639
Commercial	889	41,491,402
Mobile Home	164	517,360
Total Personal	1,079	42,081,401
Total Exempt	17	10,908,756
TIF Increment Value		1,363,158
Net Assessed		29,809,487
Net Assessed Under Protest		
Public Service	Count	Value
Total PS Value	49	11,623,411
TIF Increment Value		0
Net Assessed		11,623,411

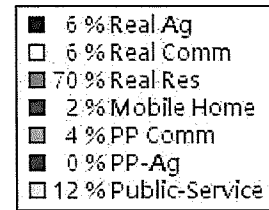
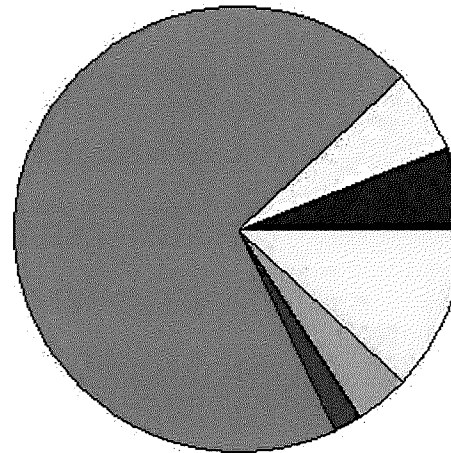


District Totals	
Total Gross Value	177,161,517
Homestead Loss	3,757,701
Other Exemption Loss	13,087,462
TIF Increment Value	3,036,844
Retained TIF Value	
Net Assessed Value	157,279,510
Net Assessed Under Protest	

* Public Service Protests Values are not included on this report.

TIF Project Summary						
Code	Description	Expires	Base Value	Increment Value	Retained Inc	Total Value
2	93 Shawnee bav 2003	2028	1,545,667	826,762		2,372,429
3	93 Shawnee BAV2 2017	2042	3,086,923	2,210,082		5,297,005
Total TIF Valuation :			4,632,590	3,036,844	0	7,669,434

Real	Count	Value
Agricultural	252	1,704,685
Commercial	73	1,774,379
Residential	2,184	19,677,496
Total Real Value	2,509	23,156,560
Homestead	945	967,414
Veteran	70	1,191,113
Other	0	0
Total Exempt	1,039	2,158,527



TIF Increment Value

Net Assessed 20,998,033

Net Assessed Under Protest

Senior Freeze	103	375,415
Capped Parcels	842	2,060,043

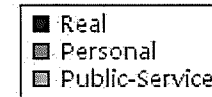
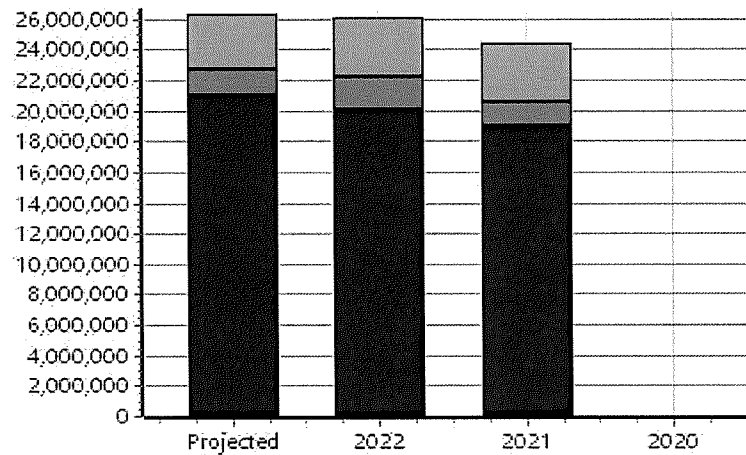
Personal	Count	Value
Agricultural	61	267,938
Commercial	129	972,005
Mobile Home	150	433,751
Total Personal	340	1,673,694
Total Exempt	13	5,960

TIF Increment Value

Net Assessed 1,667,734

Net Assessed Under Protest

Public Service	Count	Value
Total PS Value	35	3,665,116
TIF Increment Value		
Net Assessed		3,665,116



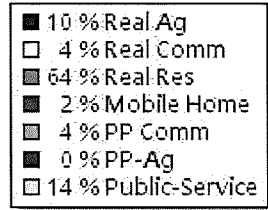
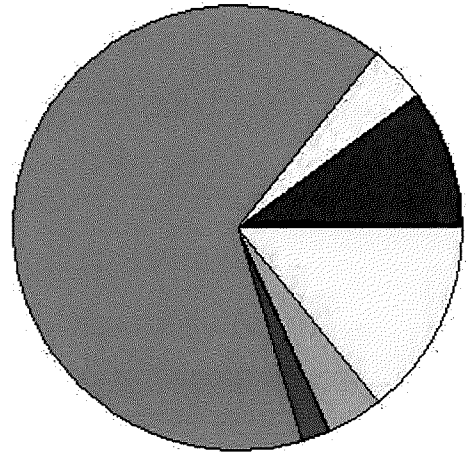
District Totals

Total Gross Value	28,495,370
Homestead Loss	967,414
Other Exemption Loss	1,197,073
TIF Increment Value	
Retained TIF Value	
Net Assessed Value	26,330,883

Net Assessed Under Protest

* Public Service Protests Values are not included on this report.

Real	Count	Value
Agricultural	335	2,872,854
Commercial	48	910,932
Residential	1,649	17,295,219
Total Real Value	2,032	21,079,005
Homestead	732	747,982
Veteran	57	1,138,148
Other	0	0
Total Exempt	806	1,886,130



TIF Increment Value

Net Assessed 19,192,875

Net Assessed Under Protest

Senior Freeze	63	260,754
Capped Parcels	626	1,922,977

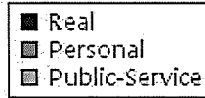
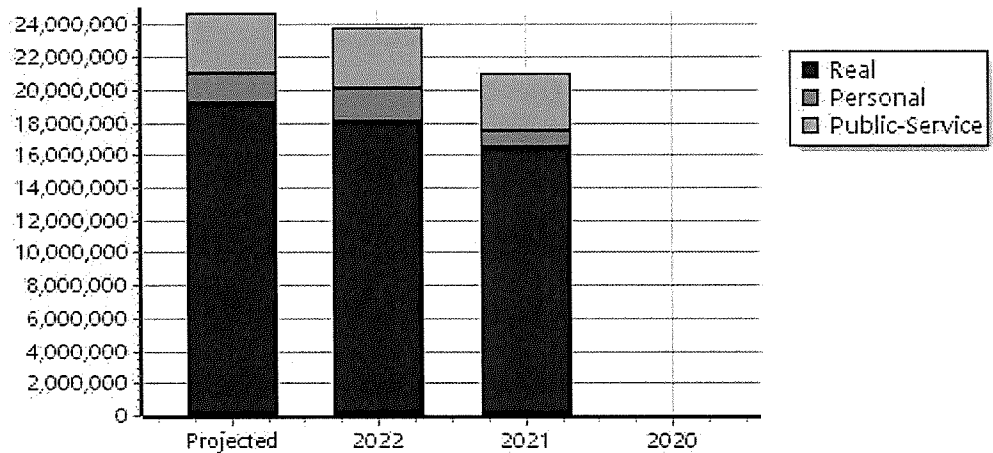
Personal	Count	Value
Agricultural	79	207,013
Commercial	83	1,099,906
Mobile Home	116	522,863
Total Personal	278	1,829,782
Total Exempt	14	4,560

TIF Increment Value

Net Assessed 1,825,222

Net Assessed Under Protest

Public Service	Count	Value
Total PS Value	37	3,714,223
TIF Increment Value		
Net Assessed		3,714,223



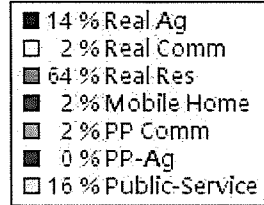
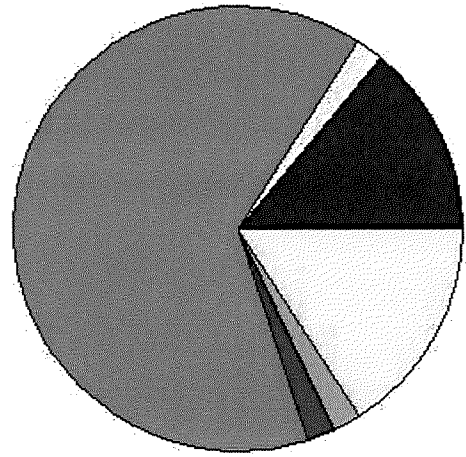
District Totals

Total Gross Value	26,623,010
Homestead Loss	747,982
Other Exemption Loss	1,142,708
TIF Increment Value	
Retained TIF Value	
Net Assessed Value	24,732,320

Net Assessed Under Protest

* Public Service Protests Values are not included on this report.

Real	Count	Value
Agricultural	579	5,542,692
Commercial	20	543,299
Residential	2,374	26,402,160
Total Real Value	2,973	32,488,151
Homestead	1,221	1,244,254
Veteran	106	1,971,251
Other	0	0
Total Exempt	1,353	3,215,505



TIF Increment Value

Net Assessed 29,272,646

Net Assessed Under Protest

Senior Freeze	107	523,956
Capped Parcels	970	3,683,866

Personal	Count	Value
Agricultural	155	389,734
Commercial	89	730,305
Mobile Home	192	851,494
Total Personal	436	1,971,533
Total Exempt	29	7,110

TIF Increment Value

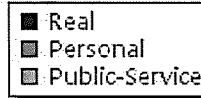
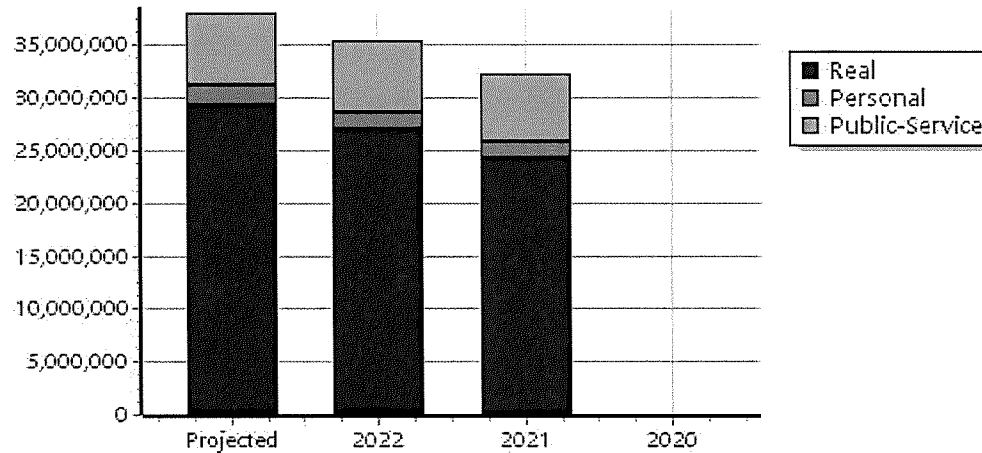
Net Assessed 1,964,423

Net Assessed Under Protest

Public Service	Count	Value
Total PS Value	36	6,794,875

TIF Increment Value

Net Assessed 6,794,875



District Totals

Total Gross Value	41,254,559
Homestead Loss	1,244,254
Other Exemption Loss	1,978,361

TIF Increment Value

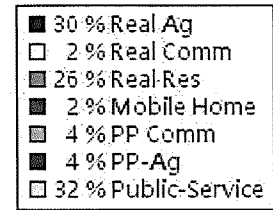
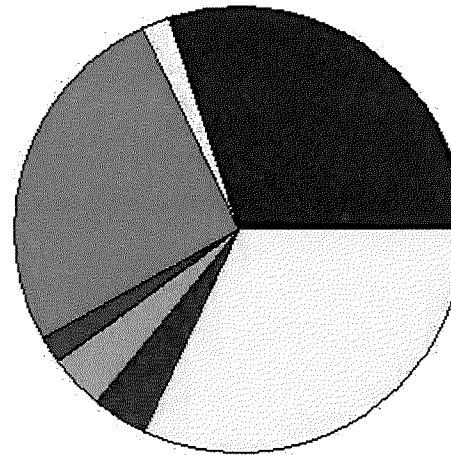
Retained TIF Value

Net Assessed Value 38,031,944

Net Assessed Under Protest

* Public Service Protests Values are not included on this report.

Real	Count	Value
Agricultural	756	4,136,492
Commercial	9	158,855
Residential	1,729	3,571,707
Total Real Value	2,494	7,867,054
Homestead	399	406,785
Veteran	32	399,261
Other	0	0
Total Exempt	447	806,046



TIF Increment Value

Net Assessed 7,061,008

Net Assessed Under Protest

Senior Freeze	37	137,829
Capped Parcels	617	1,227,649

Personal	Count	Value
Agricultural	115	408,752
Commercial	46	584,166
Mobile Home	115	387,375
Total Personal	276	1,380,293
Total Exempt	22	6,146

TIF Increment Value

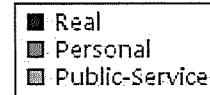
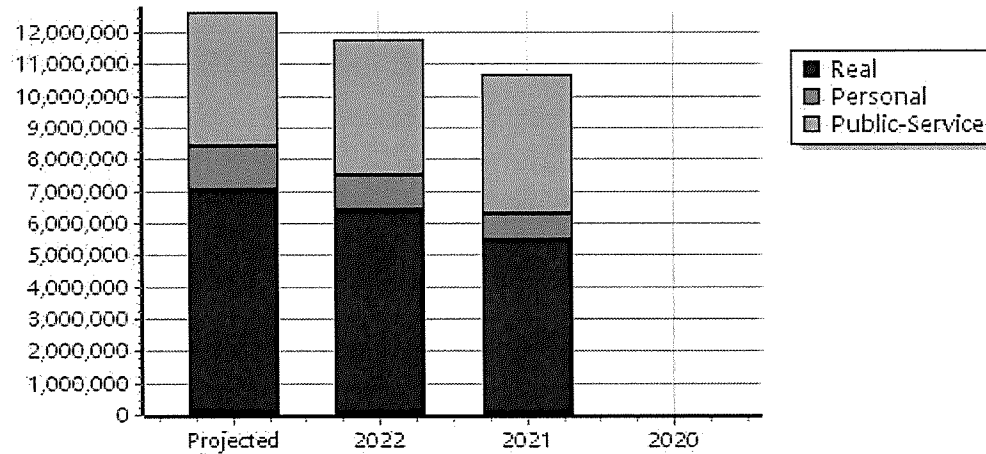
Net Assessed 1,374,147

Net Assessed Under Protest

Public Service	Count	Value
Total PS Value	22	4,208,279

TIF Increment Value

Net Assessed 4,208,279



District Totals

Total Gross Value	13,455,626
Homestead Loss	406,785
Other Exemption Loss	405,407

TIF Increment Value

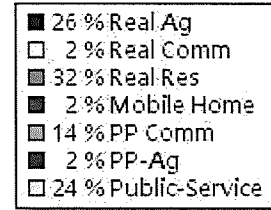
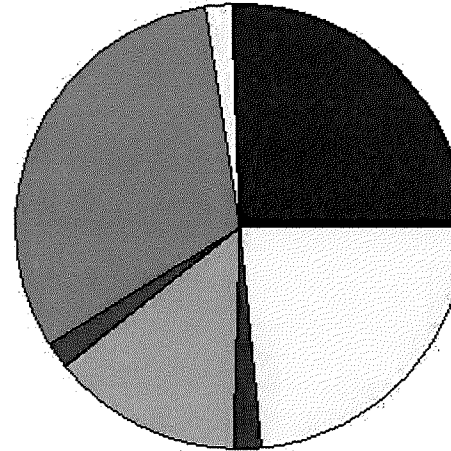
Retained TIF Value

Net Assessed Value 12,643,434

Net Assessed Under Protest

* Public Service Protests Values are not included on this report.

Real	Count	Value
Agricultural	300	2,634,400
Commercial	19	179,220
Residential	608	3,280,815
Total Real Value	927	6,094,435
Homestead	293	298,782
Veteran	18	204,310
Other	0	0
Total Exempt	319	503,092



TIF Increment Value

Net Assessed 5,591,343

Net Assessed Under Protest

Senior Freeze	31	121,681
Capped Parcels	296	979,821

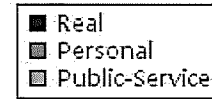
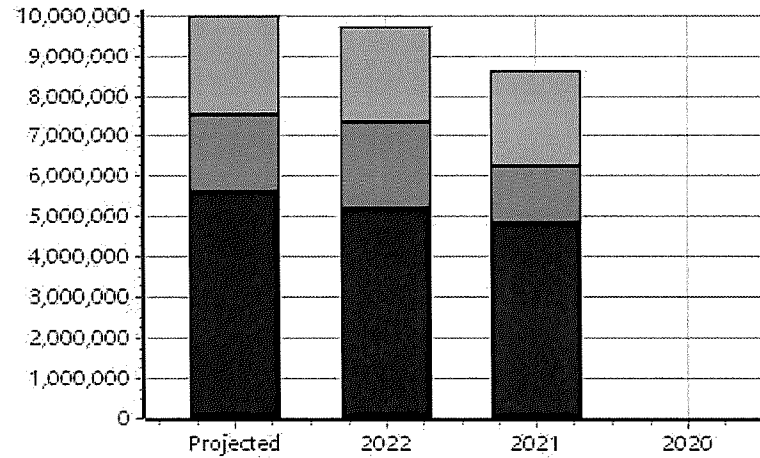
Personal	Count	Value
Agricultural	61	178,552
Commercial	46	1,532,764
Mobile Home	43	200,156
Total Personal	150	1,911,472
Total Exempt	10	2,200

TIF Increment Value

Net Assessed 1,909,272

Net Assessed Under Protest

Public Service	Count	Value
Total PS Value	31	2,482,811
TIF Increment Value		
Net Assessed		2,482,811



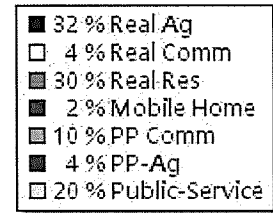
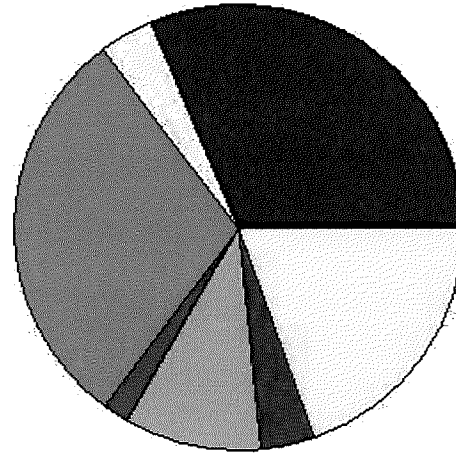
District Totals

Total Gross Value	10,488,718
Homestead Loss	298,782
Other Exemption Loss	206,510
TIF Increment Value	
Retained TIF Value	
Net Assessed Value	9,983,426

Net Assessed Under Protest

* Public Service Protests Values are not included on this report.

Real	Count	Value
Agricultural	428	3,168,479
Commercial	11	291,358
Residential	366	2,815,049
Total Real Value	805	6,274,886
Homestead	245	254,853
Veteran	18	223,252
Other	0	0
Total Exempt	274	478,105



TIF Increment Value

Net Assessed 5,796,781

Net Assessed Under Protest

Senior Freeze	23	197,898
Capped Parcels	485	3,169,595

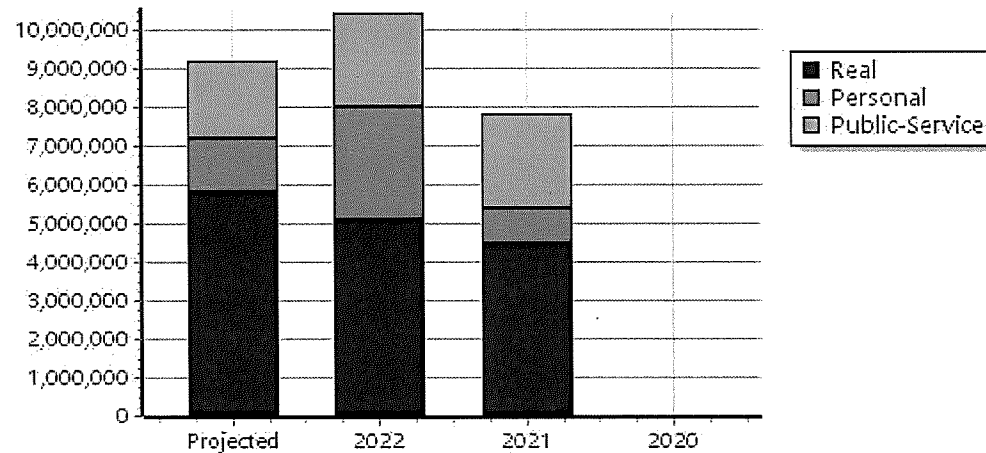
Personal	Count	Value
Agricultural	94	336,771
Commercial	37	883,525
Mobile Home	45	166,044
Total Personal	176	1,386,340
Total Exempt	13	2,583

TIF Increment Value

Net Assessed 1,383,757

Net Assessed Under Protest

Public Service	Count	Value
Total PS Value	6	1,988,901
TIF Increment Value		
Net Assessed		1,988,901



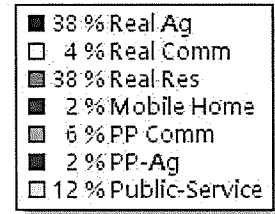
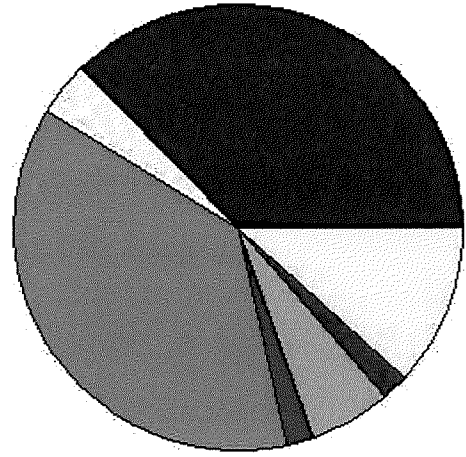
District Totals

Total Gross Value	9,650,127
Homestead Loss	254,853
Other Exemption Loss	225,835
TIF Increment Value	
Retained TIF Value	
Net Assessed Value	9,169,439

Net Assessed Under Protest

* Public Service Protests Values are not included on this report.

Real	Count	Value
Agricultural	62	514,878
Commercial	5	62,363
Residential	69	512,576
Total Real Value	136	1,089,817
Homestead	53	56,000
Veteran	1	10,967
Other	0	0
Total Exempt	57	66,967



TIF Increment Value

Net Assessed 1,022,850

Net Assessed Under Protest

Senior Freeze	5	20,107
Capped Parcels	46	176,180


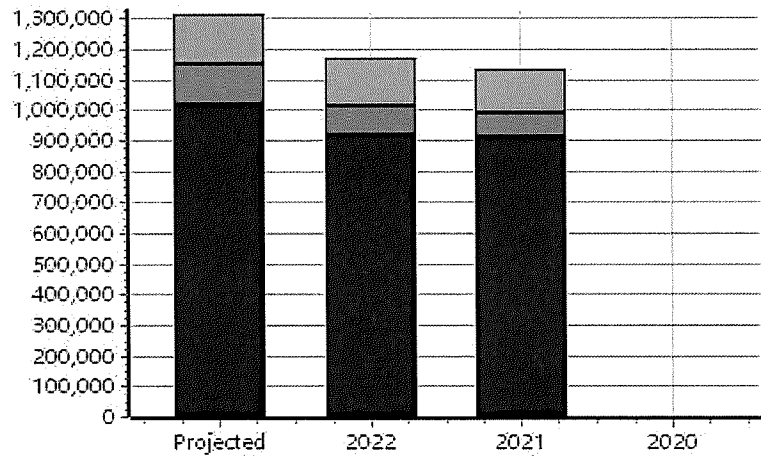
Personal	Count	Value
Agricultural	13	27,071
Commercial	9	76,071
Mobile Home	8	24,985
Total Personal	30	128,127
Total Exempt	5	1,000

TIF Increment Value

Net Assessed 127,127

Net Assessed Under Protest

Public Service	Count	Value
Total PS Value	7	164,371
TIF Increment Value		
Net Assessed		164,371



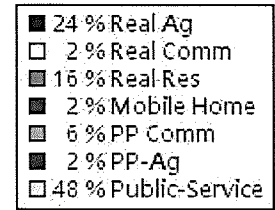
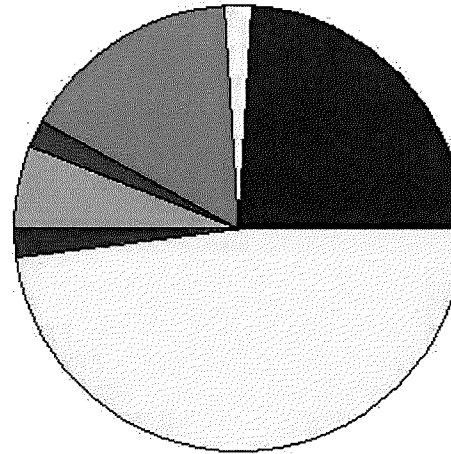
District Totals

Total Gross Value	1,382,315
Homestead Loss	56,000
Other Exemption Loss	11,967
TIF Increment Value	
Retained TIF Value	
Net Assessed Value	1,314,348

Net Assessed Under Protest

* Public Service Protests Values are not included on this report.

Real	Count	Value
Agricultural	463	1,859,981
Commercial	19	182,612
Residential	253	1,134,637
Total Real Value	735	3,177,230
Homestead	135	139,092
Veteran	7	94,110
Other	0	0
Total Exempt	148	233,202



TIF Increment Value

Net Assessed 2,944,028

Net Assessed Under Protest

Senior Freeze	11	45,792
Capped Parcels	259	869,612

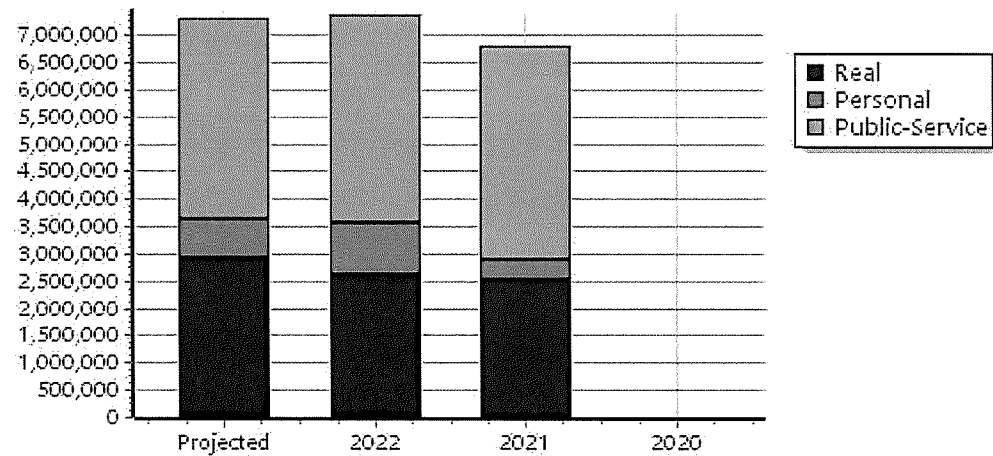
Personal	Count	Value
Agricultural	59	163,412
Commercial	26	418,259
Mobile Home	28	116,492
Total Personal	113	698,163
Total Exempt	12	2,400

TIF Increment Value

Net Assessed 695,763

Net Assessed Under Protest

Public Service	Count	Value
Total PS Value	12	3,670,673
TIF Increment Value		
Net Assessed		3,670,673



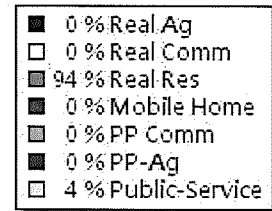

District Totals

Total Gross Value	7,546,066
Homestead Loss	139,092
Other Exemption Loss	96,510
TIF Increment Value	
Retained TIF Value	
Net Assessed Value	7,310,464

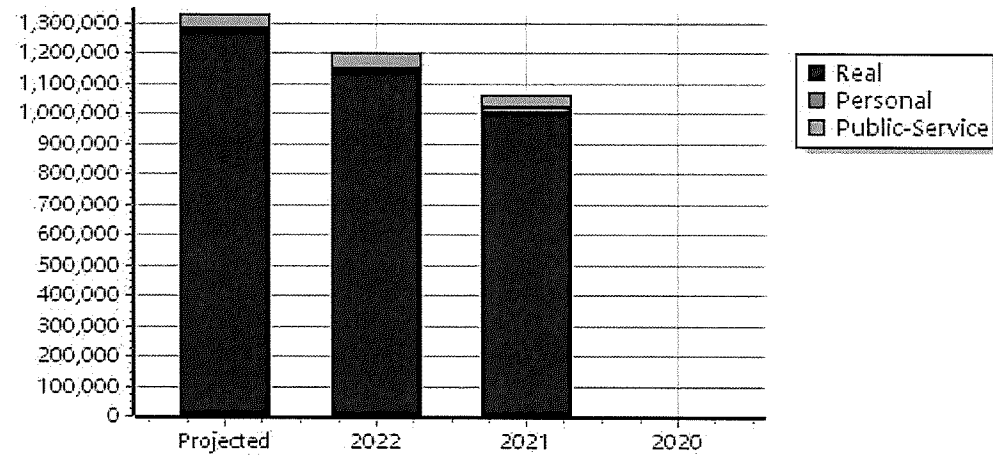
Net Assessed Under Protest

* Public Service Protests Values are not included on this report.

Real	Count	Value
Agricultural	3	10,362
Commercial	0	0
Residential	146	1,361,724
Total Real Value	149	1,372,086
Homestead	63	63,000
Veteran	3	42,388
Other	0	0
Total Exempt	66	105,388
TIF Increment Value		
Net Assessed		1,266,698
Net Assessed Under Protest		
Senior Freeze	5	6,288
Capped Parcels	36	118,388



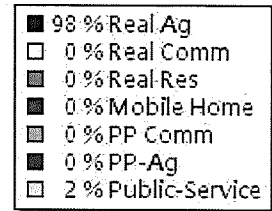

Personal	Count	Value
Agricultural	1	383
Commercial	3	1,707
Mobile Home	3	9,765
Total Personal	7	11,855
Total Exempt	0	0
TIF Increment Value		
Net Assessed		11,855
Net Assessed Under Protest		
Public Service		
Total PS Value	7	50,766
TIF Increment Value		
Net Assessed		50,766



District Totals	
Total Gross Value	1,434,707
Homestead Loss	63,000
Other Exemption Loss	42,388
TIF Increment Value	
Retained TIF Value	
Net Assessed Value	1,329,319
Net Assessed Under Protest	

* Public Service Protests Values are not included on this report.

Real	Count	Value
Agricultural	2	7,541
Commercial	0	0
Residential	0	0
Total Real Value	2	7,541
Homestead	0	0
Veteran	0	0
Other	0	0
Total Exempt	0	0



TIF Increment Value

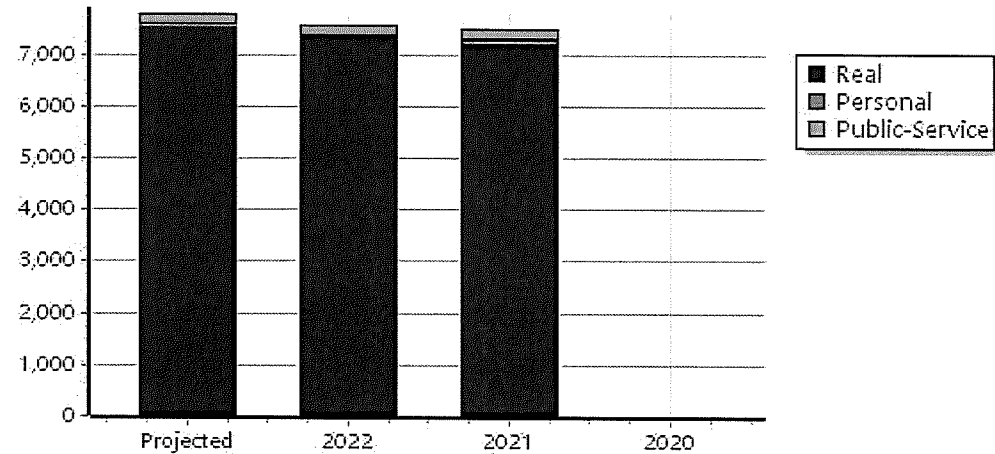
Net Assessed	7,541
Net Assessed Under Protest	
Senior Freeze	0
Capped Parcels	1

Personal	Count	Value
Agricultural	0	0
Commercial	1	21
Mobile Home	0	0
Total Personal	1	21
Total Exempt	0	0

TIF Increment Value

Net Assessed	21
Net Assessed Under Protest	

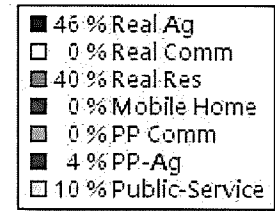
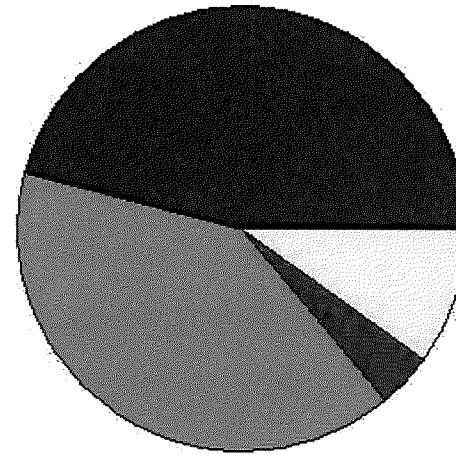
Public Service	Count	Value
Total PS Value	1	200
TIF Increment Value		
Net Assessed		200



District Totals	
Total Gross Value	7,762
Homestead Loss	0
Other Exemption Loss	0
TIF Increment Value	
Retained TIF Value	
Net Assessed Value	7,762
Net Assessed Under Protest	

* Public Service Protests Values are not included on this report.

Real	Count	Value
Agricultural	73	733,868
Commercial	0	0
Residential	67	632,721
Total Real Value	140	1,366,589
Homestead	64	66,327
Veteran	1	16,137
Other	0	0
Total Exempt	68	82,464



TIF Increment Value

Net Assessed 1,284,125

Net Assessed Under Protest

Senior Freeze	7	29,570
Capped Parcels	48	177,493

Personal	Count	Value
Agricultural	21	63,555
Commercial	5	2,801
Mobile Home	2	7,067
Total Personal	28	73,423
Total Exempt	3	470

TIF Increment Value


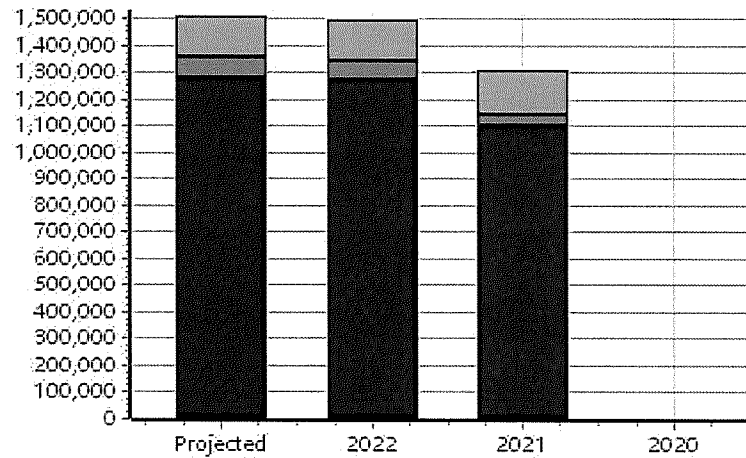
Net Assessed 72,953

Net Assessed Under Protest

Public Service	Count	Value
Total PS Value	10	150,863

TIF Increment Value

Net Assessed 150,863



District Totals

Total Gross Value	1,590,875
Homestead Loss	66,327
Other Exemption Loss	16,607

TIF Increment Value

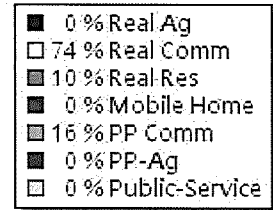
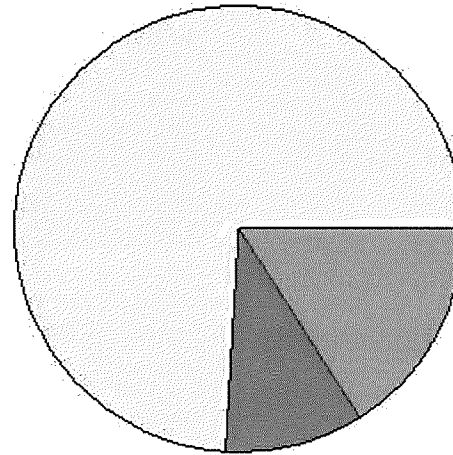
Retained TIF Value

Net Assessed Value 1,507,941

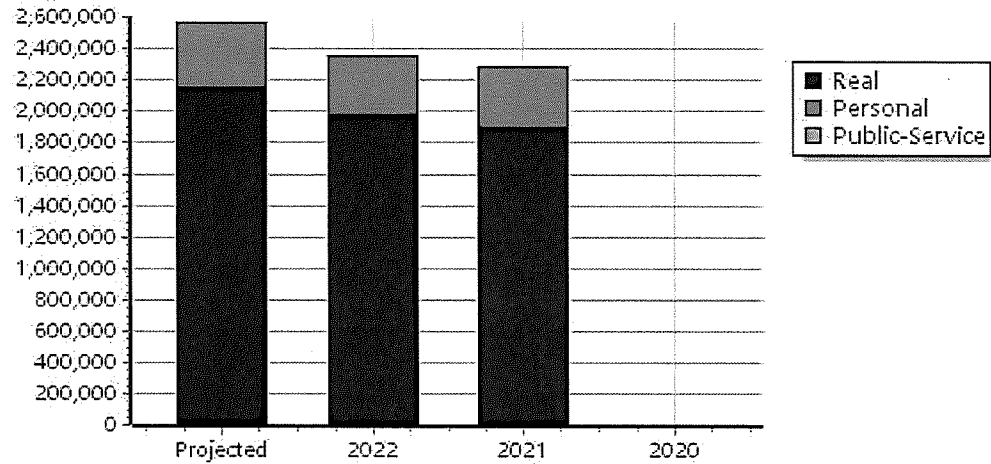
Net Assessed Under Protest

* Public Service Protests Values are not included on this report.

Real	Count	Value
Agricultural	2	3,777
Commercial	59	1,914,983
Residential	60	243,522
Total Real Value	121	2,162,282
Homestead	17	19,000
Veteran	0	0
Other	0	0
Total Exempt	19	19,000
TIF Base/Retained Value		828,721
Net Assessed		1,314,561
Net Assessed Under Protest		
Senior Freeze	9	6,006
Capped Parcels	29	391,467



Personal	Count	Value
Agricultural	0	0
Commercial	68	424,329
Mobile Home	0	0
Total Personal	68	424,329
Total Exempt	0	0
TIF Base/Retained Value		146,472
Net Assessed		277,857
Net Assessed Under Protest		
Public Service	Count	Value
Total PS Value	0	0
TIF Base/Retained Value		
Net Assessed		0

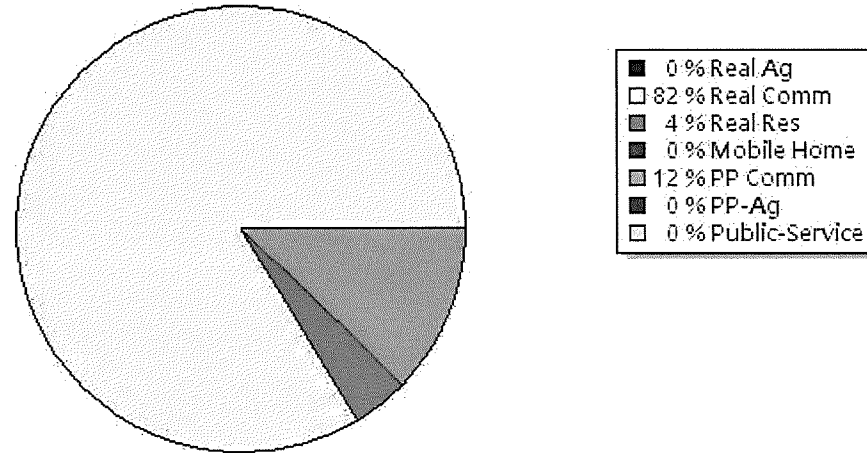


District Totals	
Total Gross Value	2,586,611
Homestead Loss	19,000
Other Exemption Loss	0
TIF Base Value	975,193
Base Retained Value	
Net Assessed Value	1,592,418
Net Assessed Under Protest	

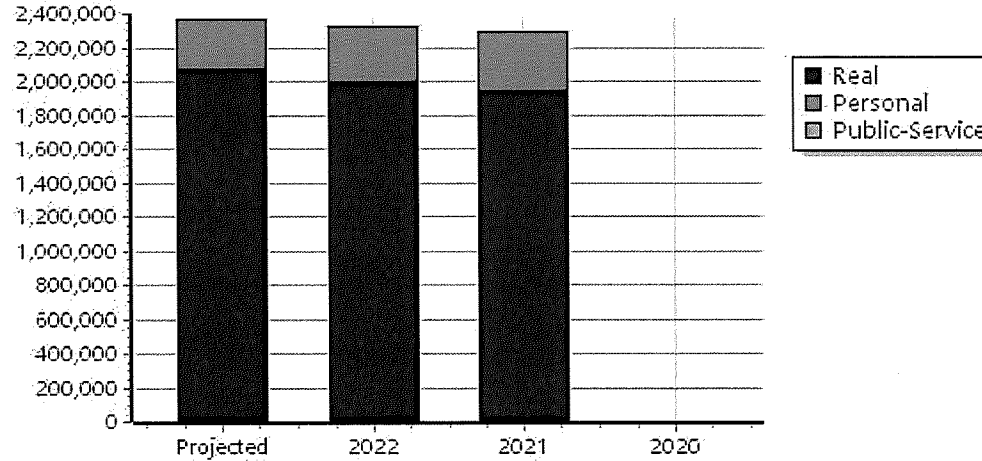
TIF Project Summary						
Code	Description	Expires	Base Value	Increment Value	Retained Inc	Total Value
1	92 Tecumseh bav 2004	2029	975,193	1,592,418		2,567,611
Total TIF Valuation :			975,193	1,592,418	0	2,567,611

* Public Service Protests Values are not included on this report.

Real	Count	Value
Agricultural	0	0
Commercial	124	1,967,748
Residential	21	107,553
Total Real Value	145	2,075,301
Homestead	3	4,000
Veteran	0	0
Other	0	0
Total Exempt	4	4,000
TIF Base/Retained Value		1,125,064
Net Assessed		946,237
Net Assessed Under Protest		
Senior Freeze	50	1,085,003
Capped Parcels	118	1,270,233



Personal	Count	Value
Agricultural	0	0
Commercial	89	301,128
Mobile Home	0	0
Total Personal	89	301,128
Total Exempt	0	0
TIF Base/Retained Value		420,603
Net Assessed		-119,475
Net Assessed Under Protest		



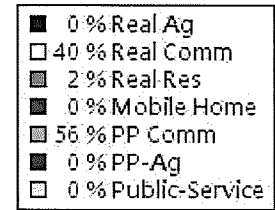
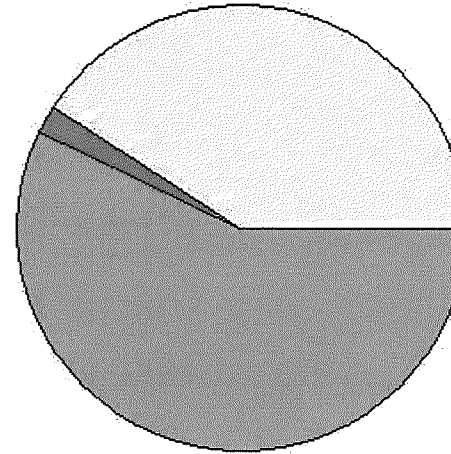
Public Service	Count	Value
Total PS Value	0	0
TIF Base/Retained Value		
Net Assessed		0

District Totals	
Total Gross Value	2,376,429
Homestead Loss	4,000
Other Exemption Loss	0
TIF Base Value	1,545,667
Base Retained Value	
Net Assessed Value	826,762
Net Assessed Under Protest	

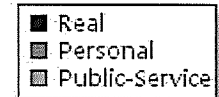
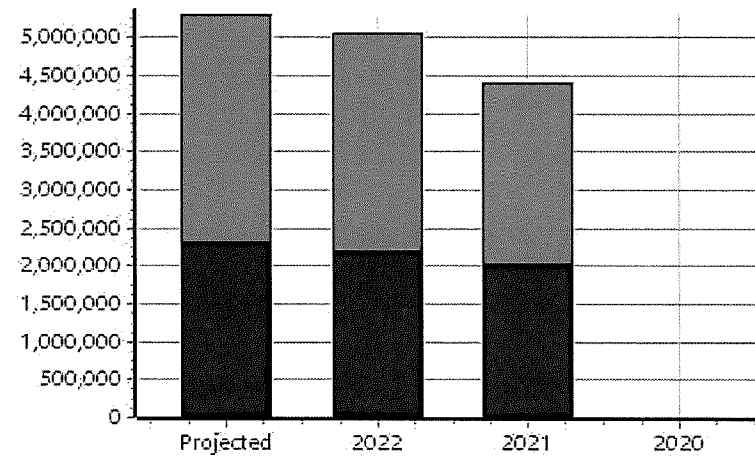
* Public Service Protests Values are not included on this report.

TIF Project Summary						
Code	Description	Expires	Base Value	Increment Value	Retained Inc	Total Value
2	93 Shawnee bav 2003	2028	1,545,667	826,762		2,372,429
Total TIF Valuation :			1,545,667	826,762	0	2,372,429

Real	Count	Value
Agricultural	0	0
Commercial	160	2,148,088
Residential	70	150,380
Total Real Value	230	2,298,468
Homestead	3	3,000
Veteran	0	0
Other	0	0
Total Exempt	3	3,000
TIF Base/Retained Value		1,568,019
Net Assessed		727,449
Net Assessed Under Protest		
Senior Freeze	0	0
Capped Parcels	220	2,212,313



Personal	Count	Value
Agricultural	0	0
Commercial	37	3,001,537
Mobile Home	0	0
Total Personal	37	3,001,537
Total Exempt	0	0
TIF Base/Retained Value		1,518,904
Net Assessed		1,482,633
Net Assessed Under Protest		



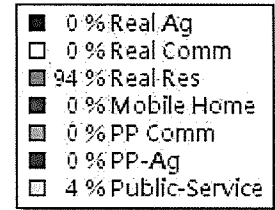
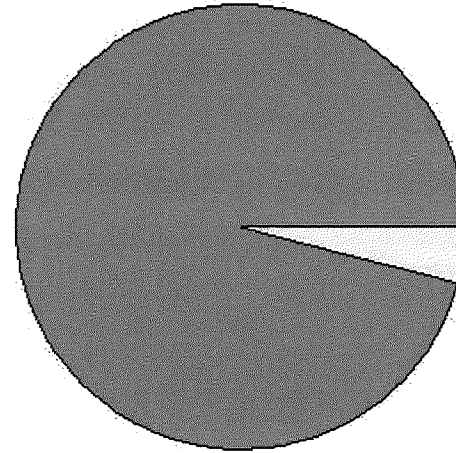
Public Service	Count	Value
Total PS Value	0	0
TIF Base/Retained Value		
Net Assessed		0

District Totals	
Total Gross Value	5,300,005
Homestead Loss	3,000
Other Exemption Loss	0
TIF Base Value	3,086,923
Base Retained Value	
Net Assessed Value	2,210,082
Net Assessed Under Protest	

* Public Service Protests Values are not included on this report.

TIF Project Summary						
Code	Description	Expires	Base Value	Increment Value	Retained Inc	Total Value
3	93 Shawnee BAV2 2017	2042	3,086,923	2,210,082		5,297,005
Total TIF Valuation :			3,086,923	2,210,082	0	5,297,005

Real	Count	Value
Agricultural	3	10,362
Commercial	0	0
Residential	146	1,361,724
Total Real Value	149	1,372,086
Homestead	63	63,000
Veteran	3	42,388
Other	0	0
Total Exempt	66	105,388



TIF Increment Value

Net Assessed 1,266,698

Net Assessed Under Protest

Senior Freeze	5	6,288
Capped Parcels	36	118,388

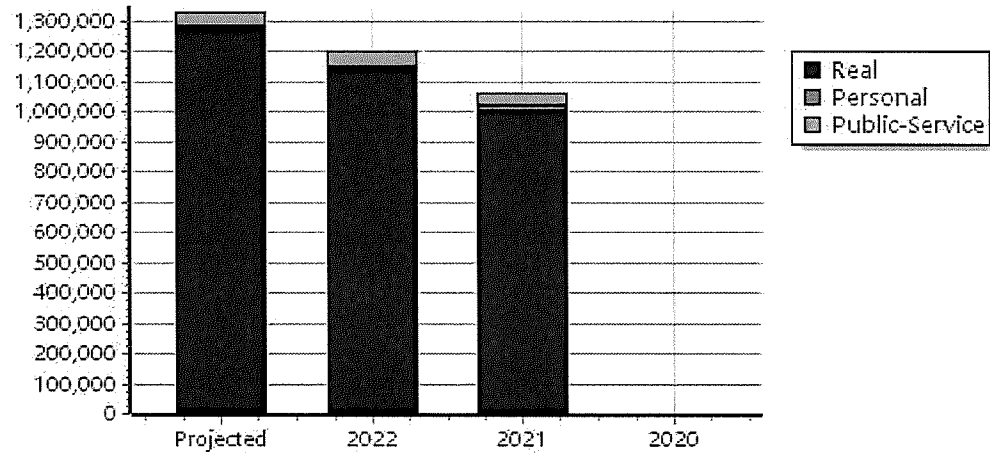
Personal	Count	Value
Agricultural	1	383
Commercial	3	1,707
Mobile Home	3	9,765
Total Personal	7	11,855
Total Exempt	0	0

TIF Increment Value

Net Assessed 11,855

Net Assessed Under Protest

Public Service	Count	Value
Total PS Value	7	50,766
TIF Increment Value		
Net Assessed		50,766



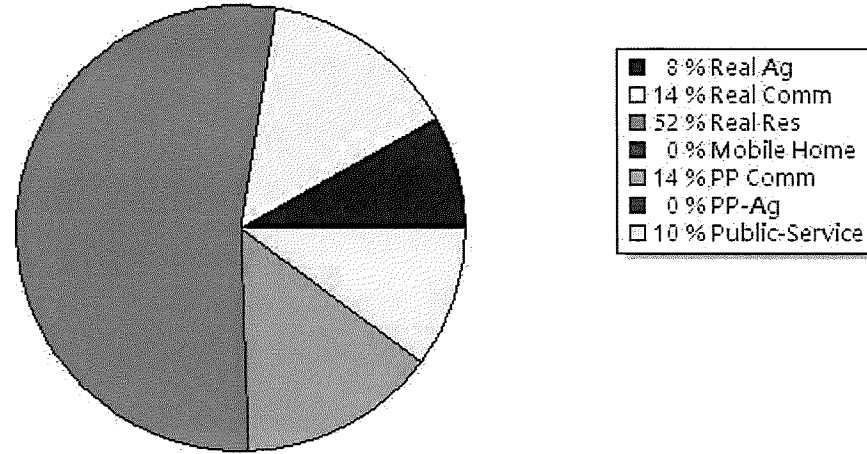
District Totals

Total Gross Value	1,434,707
Homestead Loss	63,000
Other Exemption Loss	42,388
TIF Increment Value	
Retained TIF Value	
Net Assessed Value	1,329,319

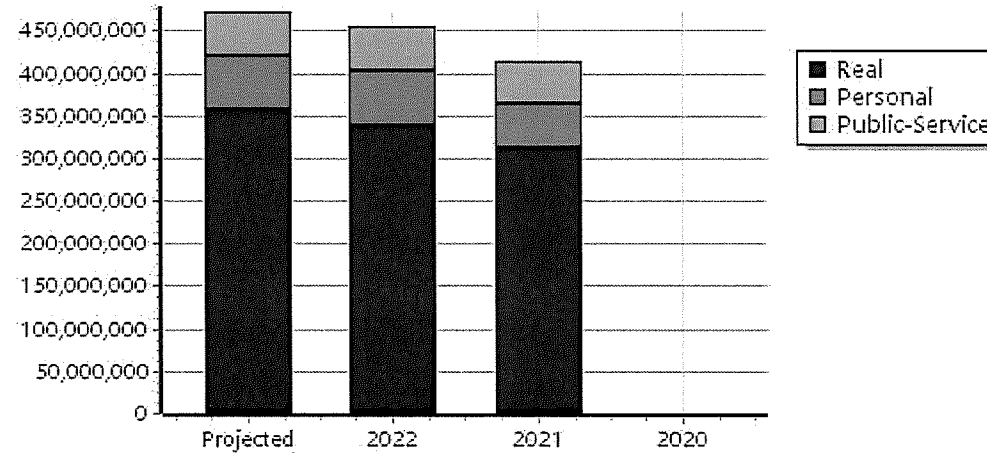
Net Assessed Under Protest

* Public Service Protests Values are not included on this report.

Real	Count	Value
Agricultural	5,475	38,637,731
Commercial	1,891	74,214,329
Residential	29,546	271,609,048
Total Real Value	36,912	384,461,108
Homestead	12,462	12,931,341
Veteran	753	13,073,408
Other	0	0
Total Exempt	13,732	26,004,749
TIF Increment Value		2,988,247
Net Assessed		355,468,112
Net Assessed Under Protest		
Senior Freeze	1,381	5,741,701
Capped Parcels	12,468	48,250,082



Personal	Count	Value
Agricultural	1,079	3,126,349
Commercial	2,122	72,087,026
Mobile Home	1,231	4,685,010
Total Personal	4,432	79,898,385
Total Exempt	233	16,842,600
TIF Increment Value		1,641,015
Net Assessed		61,414,770
Net Assessed Under Protest		
Public Service	Count	Value
Total PS Value	371	51,077,511
TIF Increment Value		0
Net Assessed		51,077,511

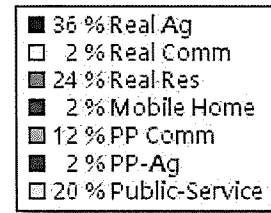
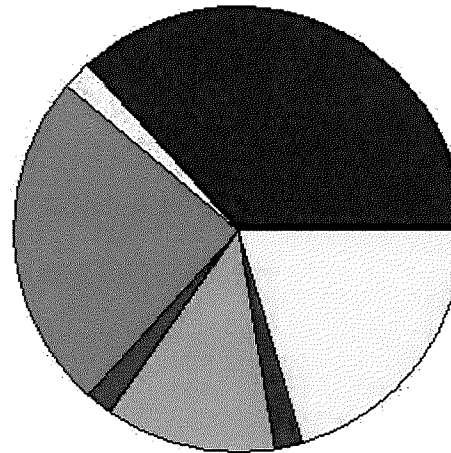


District Totals	
Total Gross Value	515,437,004
Homestead Loss	12,931,341
Other Exemption Loss	29,916,008
TIF Increment Value	4,629,262
Retained TIF Value	
Net Assessed Value	467,960,393
Net Assessed Under Protest	

TIF Project Summary						
Code	Description	Expires	Base Value	Increment Value	Retained Inc	Total Value
1	92 Tecumseh bav 2004	2029	975,193	1,592,418		2,567,611
2	93 Shawnee bav 2003	2028	1,545,667	826,762		2,372,429
3	93 Shawnee BAV2 2017	2042	3,086,923	2,210,082		5,297,005
Total TIF Valuation :			5,607,783	4,629,262	0	10,237,045

* Public Service Protests Values are not included on this report.

Real	Count	Value
Agricultural	1,128	5,357,988
Commercial	29	151,443
Residential	884	3,559,223
Total Real Value	2,041	9,068,654
Homestead	365	375,692
Veteran	30	255,519
Other	0	0
Total Exempt	407	631,211



TIF Increment Value

Net Assessed 8,437,443

Net Assessed Under Protest

Senior Freeze	27	97,310
Capped Parcels	662	2,573,873

Personal	Count	Value
Agricultural	118	384,006
Commercial	67	1,844,774
Mobile Home	70	299,724
Total Personal	255	2,528,504
Total Exempt	25	4,781

TIF Increment Value

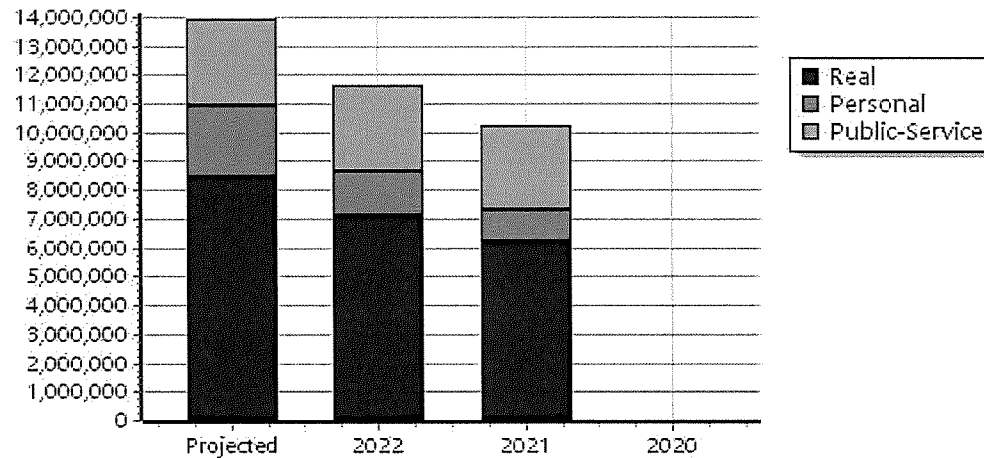
Net Assessed 2,523,723

Net Assessed Under Protest

Public Service	Count	Value
Total PS Value	27	2,967,609

TIF Increment Value

Net Assessed 2,967,609



District Totals

Total Gross Value	14,564,767
Homestead Loss	375,692
Other Exemption Loss	260,300

TIF Increment Value

Retained TIF Value

Net Assessed Value 13,928,775

Net Assessed Under Protest

* Public Service Protests Values are not included on this report.